



CARRON
PHOENIX

The Carron Phoenix Range
2018

DELIVERING INSPIRATION FOR YOUR KITCHEN

The Carron Phoenix story began in 1759 when the Carron Iron Company was founded near the town of Falkirk in Central Scotland.

Famed for the manufacture of the iconic red telephone boxes and pillar boxes still in use throughout the UK today, the Carron Iron Company was considered to be the centre of the industrial revolution in Scotland and quickly became the largest iron works in Europe.

Moving forward more than 250 years Carron Phoenix is now one of the leading manufacturers of kitchen sinks in the UK.

Our sink design philosophy means that we do not compromise between stylish good looks and practicality. Whether Granite, Stainless Steel or Ceramic, all of our sinks are guaranteed for a lifetime, so you can be confident that they are of exceptional quality and are made to last.

To complement the perfect sink, our extensive range of taps, accessories and waste management systems, gives you an all-round solution for getting the most from your kitchen sink space.

Carron Phoenix manufactures products that are beautiful to look at and excellent to work with.

Guarantees

As Carron Phoenix sinks are built to the highest manufacturing standards, we are proud to offer an extensive guarantee on all of our products against manufacturing defects.

Guarantees valid only on products placed and used in normal domestic situations.

2 YEAR
GUARANTEE

Two year guarantee for accessories

5 YEAR
GUARANTEE

Five year guarantee for taps

LIFETIME
GUARANTEE

Lifetime guarantee for sinks

Full details of our guarantees can be found on www.carron.com/guarantee



Contents

Choosing a sink and tap	04
Materials and finishes	05
GRANITE SINKS	06
Samoa	08
Java	09
Bali	12
Fiji	15
Debut	18
Summit	20
SYNTHETIC SINKS	22
Columba	23
Janus	24



The Carron Phoenix Range 2018

THE CARRON PHOENIX RANGE 2018

STAINLESS STEEL SINKS	26	CERAMIC SINKS	51	WASTE MANAGEMENT	76
Silhouette	28	Sapphira	52	Carronade Elite WDU's	77
Vela	30	Solaris	54	Linea Waste Sorters	77
Ibis	32	Shonelle	56		
Adelphi	33	Belfast	57		
Maui	35	Carlow	59		
Cuba	36	Waterford Inset / Undermount	60		
Zeta	38				
Rapid	40	TAPS	61		
Onda	42	Seraphina Boiling Water Tap	62		
Deca Inset / Undermount	44	Larunda Hot Water Tap	64		
Zeta Undermount	48	Cardea Hot Water Tap	65		
Ibis Undermount	49	Filter Taps	66		
Carisma Inset / Undermount	50	Mixer Taps	68		

Choosing a sink

There are a number of factors to consider when choosing your kitchen sink; functionality is just as important as design, and here is a short guide to the initial decisions you will need to make before choosing the right model for you and your kitchen.



Inset

Inset sinks are mounted from above, and the edge of the sink sits on top of the worktop. This is the most standard type of installation and can be used with all worktop types, including laminate worktops. Inset sinks generally have a drainer board and are available in a wide range of styles and materials to suit your preference.



Undermount

When your worktop is made from a solid-surface material, such as granite, solid wood or engineered stone, you have the option of choosing an undermounted sink. This style is installed from beneath the work surface and allows for a clean minimalist look to the kitchen. Drainer grooves are often cut into the work surface to complete the elegant look.

Sink configurations and cabinet size

Whether you prefer the larger capacity of a single bowl or the versatility offered by a one and a half bowl sink, there are options to suit. The following symbols are used throughout this brochure as a guide.



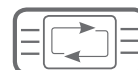
Left hand drainer:

The drainer is to the left of the main bowl.



Right hand drainer:

The drainer is to the right of the main bowl.



Reversible drainer:

The sink has tap holes front and back to allow the sink to be fitted with the drainer to the left or the right.



Left hand 1/2 bowl:

For sinks without a drainer but multiple bowls. Indicates the small bowl is to the left of the main bowl.



Right hand 1/2 bowl:

For sinks without a drainer but multiple bowls. Indicates the small bowl is to the right of the main bowl.

It is essential to check the cabinet size of your kitchen to ensure that the sink will fit. Throughout the brochure, 'Min Cabinet' indicates the minimum cabinet size (measured left-to-right) required to allow the sink to fit.

Choosing a tap

Throughout our brochure we offer a wide choice of sinks to suit all tastes. Each of these sinks is priced with a Henley tap. However, if you would like to upgrade your tap to your choice and specification, please refer to pages 61-75 for our full range.



Perlator: Mixes air into the flow of water to give a champagne-like flow.

Materials and finishes

Kitchen sinks are available in a range of materials to suit your particular requirements and design preferences. Whichever material you choose, you can rest assured that your Carron Phoenix sink is manufactured to the highest standards.



Granite available in:

Granite

PW

CH

SG

GP

JB




Synthetic available in:

Synthetic

AW

GP



Ceramic available in:

Ceramic

WH



Stainless Steel

Stainless Steel available in:

P

L

B

Granite

Manufactured using real granite particles, this material gives you the design flexibility to introduce colour into your sink area and offers exceptional performance for the life of your kitchen.

Stainless Steel

An established favourite, stainless steel sinks are practical, hard-wearing and easy to clean.

Synthetic

Using a newly-developed proprietary coating, our synthetic sinks offer excellent heat, shock and impact resistance at a value-for-money price level.

Ceramic

Whether your kitchen design is traditional or contemporary, the lustre of a fine-fireclay ceramic sink will add a touch of elegance.

Granite is a beautifully tactile material which allows you to make a real statement in your kitchen.

The versatility of granite allows Carron Phoenix to create a range of designs which combine form and function perfectly.

Granite



Each Carron Phoenix sink is supported by a **Lifetime Guarantee** against manufacturing defects.

No other kitchen sink material offers the durability and hard-wearing properties of Carron Phoenix Granite. We use real granite particles – the fourth hardest material known to man as the main component of every sink.

Scratch resistant, stain resistant, temperature resistant to 280°C and easy to clean, Carron Phoenix Granite sinks will retain their great looks for a lifetime.

When you're looking for a beautiful and hard working sink, granite is the ultimate choice. Furthermore, each Carron Phoenix sink is supported by a Lifetime Guarantee against manufacturing defects.

YOU CAN'T SCRATCH IT

Knives and forks won't mark or score the surface.



YOU CAN'T SCORCH IT

Even at 280°C the surface will not burn.



YOU CAN'T STAIN IT

Carron Granite sinks are highly resistant to staining, marking and fading.



EASY TO CLEAN

Carron Granite sinks are now 30% smoother than before and even easier to keep clean.



SANITIZED®

Silver phosphate glass embedded in the Granite prevent 99% of bacteria multiplying.



Choice of colours

Our granite sinks come in a choice of classic and contemporary neutrals, that offer superb design scope for combining with a wide range of work surface materials. Some of our colours contain metallic particles for a beautifully subtle, but rich appearance.



Sanitized®

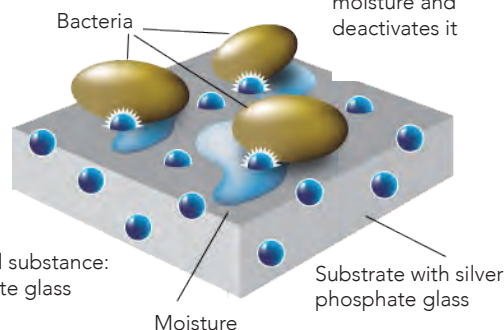
Kitchens can be a critical location for the spreading of bacteria and on unprotected materials, bacteria can multiply every twenty minutes and have a negative effect on hygiene.

The integrated Sanitized® hygiene function in each Carron Phoenix Granite sink helps to keep your sink area clean and provides your sink with lasting protection.

Sanitized® silver phosphate particles are embedded into our Granite offering you long-term protection. Silver is an active ingredient that prevents microbes and bacteria from multiplying and tests have proven that Carron Phoenix Granite treated with Sanitized® reduces bacteria and microbe growth by 99%.

The silver phosphate glass particles embedded within Carron Phoenix Granite destabilise any bacteria cell membranes, impeding their respiration and food intake as well as inhibiting cell division.

Sanitized® helps to keep the surface protected from bacteria and microbe growth after and in-between cleaning, and helps to reduce the risk of transferring bacteria and microbes from the sink surface to food or other objects. The biocidal substance locates bacteria via moisture on the surface and then deactivates it, reducing its growth and multiplication by 99%.



Samoa



Our Samoa has been designed with style, maximum efficiency and flexibility in mind. The glass panels can be used to cover the bowls when the sink is not in use, allowing your sink area to look sleek and tidy. To help make a real statement, the glass panels come complete with the sink and are available in a choice of black or white to match.

Samoa 50

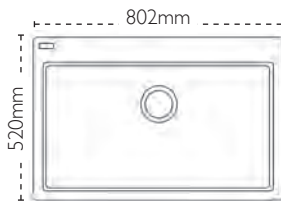
Shown in Polar White

Pack comes with Henley tap



DIMENSIONS	Left to Right: 802mm Front to Back: 520mm
BOWL DIMENSIONS	Left to Right: 722mm Front to Back: 390mm
BOWL DEPTH	200mm
CUT OUT DIMENSIONS	Left to Right: 786mm Front to Back: 504mm
MINIMUM CABINET	800mm

OTHER – Suitable for WDU – Yes
Revolution Waste included




ACCESSORY PACK FOR SAMOA 50

Glass Panels
Wire Basket

Accessory pack comes complete with the sink!

Note: Ice White panels come with the Polar White sink and Gloss Black panels come with the Jet Black sink.



Glass panels (pair) in:
Ice White and Gloss Black.

Wire Basket

PW

JB

PW - 114.0537.419
JB - 114.0537.382

Carron Pack Price

RRP **£623**

Sink only

RRP **£466**

Henley tap
Chrome -
115.0254.448

To upgrade to your ideal tap choose from our taps range on pages 61-75.



Samoa 50 in Polar White with Seraphina tap



Java

The Java range has quickly become recognised as a modern design classic, combining a simple linear shape with gentle, flowing curves. The beautiful granite surface is highlighted by a concealed overflow made from brushed stainless steel, which can easily be removed for cleaning.

Java 90

Shown in Polar White

Pack comes with Henley tap



DIMENSIONS	Left to Right: 860mm Front to Back: 510mm
BOWL DIMENSIONS	Left to Right: 354mm Front to Back: 425mm
BOWL DEPTH	210mm
CUT OUT DIMENSIONS	Left to Right: 844mm Front to Back: 494mm
MINIMUM CABINET	500mm

OTHER – Suitable for WDU – Yes
Revolution Waste included

ACCESSORY PACK FOR JAVA 90 RRP **£75**

Glass Chopping Board
Wire Basket 2

See page 11

112.0192.559

Java 100

Shown in Jet Black

Pack comes with Henley tap



DIMENSIONS	Left to Right: 1000mm Front to Back: 510mm
BOWL DIMENSIONS	Left to Right: 454mm Front to Back: 425mm
BOWL DEPTH	210mm
CUT OUT DIMENSIONS	Left to Right: 984mm Front to Back: 494mm
MINIMUM CABINET	600mm

OTHER – Suitable for WDU – Yes
Revolution Waste included

ACCESSORY PACK FOR JAVA 100 RRP **£71**

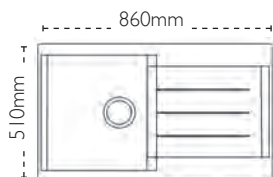
Glass Chopping Board
Wire Basket 1

See page 11

112.0192.554



PW - 114.0077.313 Henley tap
CH - 114.0077.307 Chrome -
SG - 114.0077.315 115.0254.448
GP - 114.0074.899
JB - 114.0159.259



Carron Pack Price

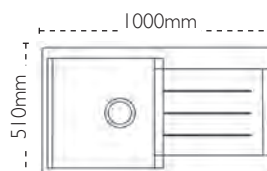
RRP **£564**

Sink only
RRP **£407**

To upgrade to your
ideal tap choose
from our taps range
on pages 61-75.



PW - 114.0074.292 Henley tap
CH - 114.0074.303 Chrome -
SG - 114.0074.352 115.0254.448
GP - 114.0074.299
JB - 114.0159.267



Carron Pack Price

RRP **£577**

Sink only
RRP **£420**

To upgrade to your
ideal tap choose
from our taps range
on pages 61-75.



Java 100 in Polar White with Desire Duo tap

Java 150

Shown in Stone Grey

Pack comes with Henley tap



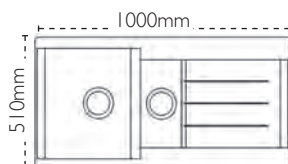
DIMENSIONS	Left to Right: 1000mm Front to Back: 510mm
1ST BOWL DIMENSIONS	Left to Right: 340mm Front to Back: 425mm
2ND BOWL DIMENSIONS	Left to Right: 160mm Front to Back: 340mm
BOWL DEPTH	210mm/120mm
CUT OUT DIMENSIONS	Left to Right: 984mm Front to Back: 494mm
MINIMUM CABINET	600mm

OTHER – Suitable for WDU – Yes
Revolution Waste included



PW - 114.0074.314
CH - 114.0074.325
SG - 114.0074.310
GP - 114.0074.321
JB - 114.0159.311

Henley tap
Chrome -
115.0254.448



ACCESSORY PACK FOR JAVA 150 RRP £75

Glass Chopping Board
Wire Basket 2
112.0067.990



Glass
Chopping
Board



Wire
Basket 2

Carron Pack Price

RRP **£618**

Sink only

RRP **£461**

To upgrade to your ideal tap choose from our taps range on pages 61-75..



Java 150 in Stone Grey with Bali tap



Java 210

Shown in Champagne

Pack comes with Henley tap



DIMENSIONS	Left to Right: 1200mm Front to Back: 510mm
1ST BOWL DIMENSIONS	Left to Right: 350mm Front to Back: 425mm
2ND BOWL DIMENSIONS	Left to Right: 350mm Front to Back: 425mm
BOWL DEPTH	210mm/210mm
CUT OUT DIMENSIONS	Left to Right: 1184mm Front to Back: 494mm
MINIMUM CABINET	800mm

OTHER – Suitable for WDU – Yes
Revolution Waste included

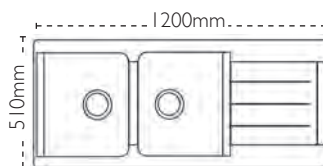
ACCESSORY PACK FOR

JAVA 210 RRP **£75**

Glass Chopping Board

Wire Basket 2

112.0192.559



ACCESSORIES AVAILABLE



Glass Chopping Board



Wire Basket 1



Wire Basket 2

Carron Pack Price

RRP **£700**

Sink only

RRP **£543**

To upgrade to your ideal tap choose from our taps range on pages 61-75.

PW - 114.0077.380
CH - 114.0074.485
GP - 114.0074.493

Henley tap
Chrome -
115.0254.448

Bali

12

Bali brings a superb combination of style and grace to any kitchen space following the 'less is more' rule of styling. Available in three models and complemented by a range of modern yet practical accessories. Bali offers both simplicity and functionality for any busy kitchen.

Bali 100

Shown in Polar White
Pack comes with Henley tap



DIMENSIONS	Left to Right: 780mm Front to Back: 500mm
BOWL DIMENSIONS	Left to Right: 340mm Front to Back: 390mm
BOWL DEPTH	190mm
CUT OUT DIMENSIONS	Left to Right: 764mm Front to Back: 484mm
MINIMUM CABINET	500mm

OTHER – Suitable for WDU – Yes
Revolution Waste included



PW - 114.0055.829 Henley tap
CH - 114.0055.820 Chrome -
SG - 114.0055.854 115.0254.448
GP - 114.0055.824
JB - 114.0159.233

ACCESSORY PACK FOR BALI 100 RRP **£59**

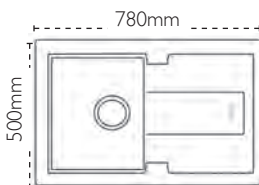
Glass Chopping Board
Wire Basket 1
112.0192.497



Carron Pack Price
RRP **£540**

Sink only
RRP **£383**

To upgrade to your ideal tap choose from our taps range on pages 61-75.



Bali 105

Shown in Jet Black
Pack comes with Henley tap



DIMENSIONS	Left to Right: 970mm Front to Back: 500mm
BOWL DIMENSIONS	Left to Right: 460mm Front to Back: 390mm
BOWL DEPTH	190mm
CUT OUT DIMENSIONS	Left to Right: 954mm Front to Back: 484mm
MINIMUM CABINET	600mm

OTHER – Suitable for WDU – Yes
Revolution Waste included



PW - 114.0055.859 Henley tap
CH - 114.0055.855 Chrome -
SG - 114.0055.863 115.0254.448
GP - 114.0055.856
JB - 114.0159.244

ACCESSORY PACK FOR BALI 105 RRP **£76**

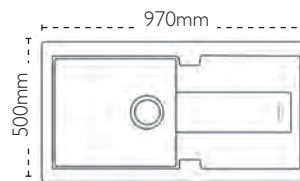
Glass Chopping Board
Wire Basket 2
112.0192.501



Carron Pack Price
RRP **£554**

Sink only
RRP **£397**

To upgrade to your ideal tap choose from our taps range on pages 61-75.





Bali 150 in Graphite with Bali tap

Bali 150

Shown in Graphite

Pack comes with Henley tap



DIMENSIONS	Left to Right: 970mm Front to Back: 500mm
1ST BOWL DIMENSIONS	Left to Right: 350mm Front to Back: 390mm
2ND BOWL DIMENSIONS	Left to Right: 160mm Front to Back: 320mm
BOWL DEPTH	190mm /120mm
CUT OUT DIMENSIONS	Left to Right: 954mm Front to Back: 484mm
MINIMUM CABINET	600mm

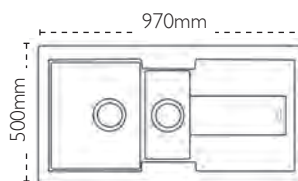
OTHER – Suitable for WDU – In main bowl only
Revolution Waste included

ACCESSORY PACK FOR BALI 150

RRP **£138**

Glass Chopping Board
Wire Basket 1
Strainer Bowl

112.0067.976



ACCESSORIES AVAILABLE



Glass Chopping Board



Wire Basket 1



Strainer bowl

Carron Pack Price

RRP **£589**

Sink only

RRP **£432**

To upgrade to your ideal tap choose from our taps range on pages 61-75.

PW CH SG GP JB

PW - 114.0055.862
CH - 114.0055.860
SG - 114.0055.865
GP - 114.0055.861
JB - 114.0159.252

Henley tap
Chrome -
115.0254.448

NEW Stone Grey
colour added to
the Fiji
granite range!

Fiji 100 in Stone Grey with Nautilux Pull-Out tap

Fiji



15

Fiji opens up the design potential for undermounting granite sinks into a wide range of work surface materials. With its choice of beautifully neutral tones and contemporary shades, Fiji offers an appealing and high performance alternative to stainless steel.

Fiji 90

Shown in Polar White



Pack comes with
Henley tap

Fiji 100

Shown in Jet Black



Pack comes with
Henley tap

DIMENSIONS	Left to Right: 400mm Front to Back: 460mm
BOWL DIMENSIONS	Left to Right: 365mm Front to Back: 390mm
BOWL DEPTH	205mm
CUT OUT DIMENSIONS	Use template
MINIMUM CABINET	500mm

OTHER – Suitable for WDU – Yes
Revolution Waste included



PW - 125.0077.469 Henley tap
CH - 125.0077.464 Chrome -
JB - 125.0159.379 115.0254.448
SG - 125.0077.470

ACCESSORY PACK FOR FIJI 90 RRP **£59**

Glass Chopping Board
Wire Basket 1

See page 16

112.0192.497

DIMENSIONS	Left to Right: 550mm Front to Back: 460mm
BOWL DIMENSIONS	Left to Right: 504mm Front to Back: 390mm
BOWL DEPTH	205mm
CUT OUT DIMENSIONS	Use template
MINIMUM CABINET	600mm

OTHER – Suitable for WDU – Yes
Revolution Waste included



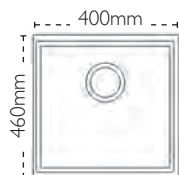
PW - 125.0074.546 Henley tap
CH - 125.0074.541 Chrome -
JB - 125.0159.561 115.0254.448
SG - 125.0074.548

ACCESSORY PACK FOR FIJI 100 RRP **£76**

Glass Chopping Board
Wire Basket 2

See page 16

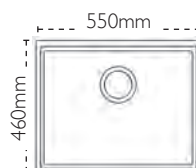
112.0192.501



Carron Pack Price
RRP **£513**

Sink only
RRP **£356**

**To upgrade to your
ideal tap** choose
from our taps range
on pages 61-75.



Carron Pack Price
RRP **£529**

Sink only
RRP **£372**

**To upgrade to your
ideal tap** choose
from our taps range
on pages 61-75.



Fiji 150 in Polar White with Argenta tap

Fiji 150

Shown in Champagne
Pack comes with Henley tap



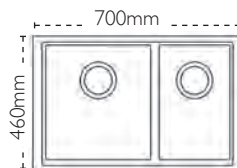
DIMENSIONS	Left to Right: 700mm Front to Back: 460mm
1ST BOWL DIMENSIONS	Left to Right: 355mm Front to Back: 390mm
2ND BOWL DIMENSIONS	Left to Right: 233mm Front to Back: 390mm
BOWL DEPTH	205mm/178mm
CUT OUT DIMENSIONS	Use template
MINIMUM CABINET	800mm

OTHER – Suitable for WDU – In main bowl only
Revolution Waste included



PW - 125.0074.532
CH - 125.0074.530
JB - 125.0159.320
SG - 125.0074.534

Henley tap
Chrome - 115.0254.448



ACCESSORY PACK FOR FIJI 150 RRP £59

Glass Chopping Board
Wire Basket 1
112.0192.497

Carron Pack Price

RRP **£618**

Sink only

RRP **£461**

To upgrade to your ideal tap choose from our taps range on pages 61-75.

ACCESSORIES AVAILABLE



Glass Chopping Board



Wire Basket 1



Wire Basket 2

Fiji

Fiji 150-16

Shown in Jet Black
Pack comes with
Henley tap



DIMENSIONS	Left to Right: 558mm Front to Back: 460mm
1ST BOWL DIMENSIONS	Left to Right: 340mm Front to Back: 400mm
2ND BOWL DIMENSIONS	Left to Right: 160mm Front to Back: 400mm
BOWL DEPTH	200mm/130mm
CUT OUT DIMENSIONS	Use template
MINIMUM CABINET	600mm

OTHER – Suitable for WDU – Yes
Revolution Waste included



ACCESSORY PACK FOR FIJI 150-16 RRP **£31**

Wire Basket 1
See page 16

112.0018.988

Fiji 200

Shown in Jet Black
Pack comes
with Henley tap



DIMENSIONS	Left to Right: 802mm Front to Back: 460mm
1ST BOWL DIMENSIONS	Left to Right: 345mm Front to Back: 390mm
2ND BOWL DIMENSIONS	Left to Right: 345mm Front to Back: 390mm
BOWL DEPTH	205mm/205mm
CUT OUT DIMENSIONS	Use template
MINIMUM CABINET	1000mm

OTHER – Suitable for WDU – Yes
Revolution Waste included

ACCESSORY PACK FOR FIJI 200 RRP **£59**

Glass Chopping Board
Wire Basket 1

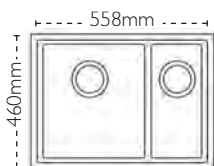
See page 16

112.0192.497

Please note: this sink
does not have a ledge.



PW - 125.0435.708 Henley tap
CH - 125.0435.705 Chrome -
JB - 125.0435.709 115.0254.448
SG - 125.0521.960

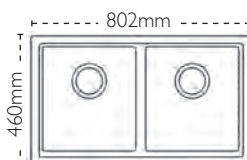


Carron Pack Price
RRP **£589**
Sink only
RRP **£432**

**To upgrade to your
ideal tap** choose
from our taps range
on pages 61-75.



PW - 125.0074.917 Henley tap
CH - 125.0077.436 Chrome -
JB - 125.0159.339 115.0254.448
SG - 125.0074.539



Carron Pack Price
RRP **£699**
Sink only
RRP **£542**

**To upgrade to your
ideal tap** choose
from our taps range
on pages 61-75.

Debut

Our Debut range offers a modern touch to a classic design, with soft drainer grooves and gentle corners, this sink offers a great deal of functionality. Available in three models and each complemented by a range of accessories, Debut is a hard-working addition to your kitchen.



Debut 150 in Champagne with Opus tap



Debut 100

Shown in Champagne
Pack comes with Henley tap



DIMENSIONS	Left to Right: 780mm Front to Back: 500mm
BOWL DIMENSIONS	Left to Right: 340mm Front to Back: 420mm
BOWL DEPTH	200mm
CUT OUT DIMENSIONS	Left to Right: 764mm Front to Back: 484mm
MINIMUM CABINET	500mm

OTHER – Suitable for WDU – Yes
Standard Waste included

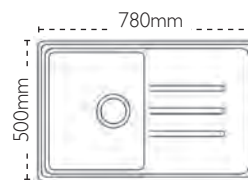
PW CH SG JB

ACCESSORY PACK
FOR DEBUT 100
RRP **£59**

Bamboo
Chopping Board
Wire Basket
See Debut 150
112.0255.465

PW - 114.0201.152
CH - 114.0201.150
SG - 114.0252.361
JB - 114.0252.349

Henley tap
Chrome -
115.0254.448



Carron Pack Price

RRP **£492**

Sink only

RRP **£335**

To upgrade to your
ideal tap choose
from our taps range
on pages 61-75.

Debut 105

Shown in Polar White

Pack comes with
Henley tap

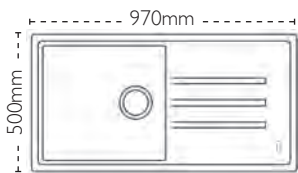


DIMENSIONS	Left to Right: 970mm Front to Back: 500mm
1ST BOWL DIMENSIONS	Left to Right: 450mm Front to Back: 420mm
BOWL DEPTH	200mm
CUT OUT DIMENSIONS	Left to Right: 954mm Front to Back: 484mm
MINIMUM CABINET	600mm

OTHER – Suitable for WDU – Yes
Standard Waste included



PW - 114.0288.187 Henley tap
CH - 114.0288.191 Chrome -
SG - 114.0288.192 115.0254.448
JB - 114.0288.193



ACCESSORY PACK FOR DEBUT 105 RRP **£59**

Bamboo
Chopping Board
Wire Basket

See Debut 150
112.0255.465

Henley tap
Chrome -
115.0254.448

Carron Pack Price

RRP **£506**

Sink only
RRP **£349**

**To upgrade to your
ideal tap** choose
from our taps range
on pages 61-75.

Debut 150

Shown in Jet Black

Pack comes with
Henley tap



DIMENSIONS	Left to Right: 970mm Front to Back: 500mm
1ST BOWL DIMENSIONS	Left to Right: 340mm Front to Back: 420mm
2ND BOWL DIMENSIONS	Left to Right: 150mm Front to Back: 290mm
BOWL DEPTH	200mm / 100mm
CUT OUT DIMENSIONS	Left to Right: 954mm Front to Back: 484mm
MINIMUM CABINET	600mm

OTHER – Suitable for WDU – Yes
Standard Waste included



PW - 114.0201.155 Henley tap
CH - 114.0201.153 Chrome -
SG - 114.0252.436 115.0254.448
JB - 114.0252.432

ACCESSORIES AVAILABLE



Wire Basket



Strainer Bowl



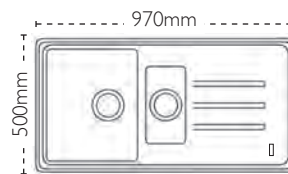
Bamboo Chopping Board

ACCESSORY PACK FOR DEBUT 150 RRP **£104**

Bamboo Chopping Board
Wire Basket
Strainer Bowl

112.0255.467

Henley tap
Chrome -
115.0254.448



Carron Pack Price

RRP **£516**

Sink only
RRP **£359**

**To upgrade to your
ideal tap** choose
from our taps range
on pages 61-75.

Summit

20

Summit is one of our traditional granite sink classics. The simple, square design and the generous sized bowls and drainer areas ensure it's both functional and practical.

Summit 105

Shown in Polar White

Pack comes with
Henley tap



DIMENSIONS	Left to Right: 1000mm Front to Back: 510mm
BOWL DIMENSIONS	Left to Right: 454mm Front to Back: 436mm
BOWL DEPTH	210mm
CUT OUT DIMENSIONS	Left to Right: 984mm Front to Back: 494mm
MINIMUM CABINET	600mm

OTHER – Suitable for WDU – Yes
Standard Waste included



PW - 114.0028.455 Henley tap
CH - 114.0074.074 Chrome -
GP - 114.0028.406 115.0254.448

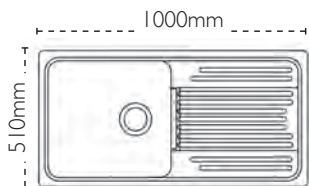
ACCESSORY PACK FOR SUMMIT 105 RRP £71

Wooden
Chopping Board
Wire Basket
112.0167.942



Carron Pack Price
RRP **£492**
Sink only
RRP **£335**

To upgrade to your
ideal tap choose
from our taps range
on pages 61-75.



Summit 150

Shown in Graphite

Pack comes with
Henley tap



DIMENSIONS	Left to Right: 970mm Front to Back: 510mm
1ST BOWL DIMENSIONS	Left to Right: 339mm Front to Back: 436mm
2ND BOWL DIMENSIONS	Left to Right: 154mm Front to Back: 310mm
BOWL DEPTH	210mm/139mm
CUT OUT DIMENSIONS	Left to Right: 954mm Front to Back: 494mm
MINIMUM CABINET	600mm

OTHER
Suitable for WDU – In main bowl only
Standard Waste included



PW - 114.0028.539 Henley tap
CH - 114.0073.982 Chrome -
GP - 114.0028.498 115.0254.448

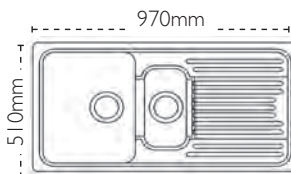
ACCESSORY PACK FOR DEBUT 150 RRP **£109**

Wooden Chopping Board
Wire Basket
Strainer Bowl
112.0068.004



Carron Pack Price
RRP **£516**
Sink only
RRP **£359**

To upgrade to your
ideal tap choose
from our taps range
on pages 61-75.





Bali 150 in Graphite with Bali tap

Using a newly developed proprietary coating, our synthetic sinks offer excellent heat, shock and impact resistance and offer exceptional value for money.

Synthetic




Each Carron Phoenix sink is supported by a **Lifetime Guarantee** against manufacturing defects.

The Carron Phoenix synthetic sinks are available in a choice of two colours to suit your kitchen design.



ARCTIC WHITE



GRAPHITE

Columba

Columba sinks are manufactured from a hard-wearing synthetic material and designed to suit the modern kitchen environment.

Columba 100

Shown in Graphite

Pack comes with Henley tap



DIMENSIONS	Left to Right: 970mm Front to Back: 500mm
BOWL DIMENSIONS	Left to Right: 490mm Front to Back: 430mm
BOWL DEPTH	200mm
CUT OUT DIMENSIONS	Left to Right: 950mm Front to Back: 480mm
MINIMUM CABINET	600mm

OTHER – Suitable for WDU – Yes
Standard Waste included

Columba 150

Shown in Graphite

Pack comes with Henley tap



DIMENSIONS	Left to Right: 970mm Front to Back: 500mm
1ST BOWL DIMENSIONS	Left to Right: 360mm Front to Back: 430mm
2ND BOWL DIMENSIONS	Left to Right: 145mm Front to Back: 300mm
BOWL DEPTH	200mm/130mm
CUT OUT DIMENSIONS	Left to Right: 950mm Front to Back: 480mm
MINIMUM CABINET	600mm

OTHER – Suitable for WDU – Yes
Standard Waste included

AW GP

AW - 114.0396.134 Henley tap
GP - 114.0396.152 Chrome -
115.0254.448

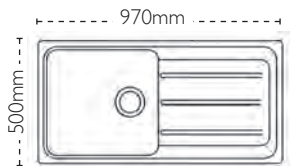
Carron Pack Price

RRP **£336**

Sink only

RRP **£179**

To upgrade to your ideal tap choose from our taps range on pages 61-75.



AW GP

AW - 114.0396.153 Henley tap
GP - 114.0396.154 Chrome -
115.0254.448

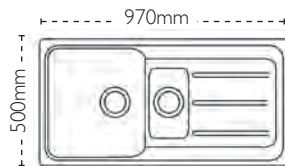
Carron Pack Price

RRP **£358**

Sink only

RRP **£201**

To upgrade to your ideal tap choose from our taps range on pages 61-75.



Janus

The Janus range of synthetic sinks offer great value and have a durable coating ensuring it is a hardworking sink; available in either Arctic White or Graphite colour options.

Janus 100

Shown in Arctic White

Pack comes with Henley tap



DIMENSIONS	Left to Right: 970mm Front to Back: 500mm
BOWL DIMENSIONS	Left to Right: 450mm Front to Back: 420mm
BOWL DEPTH	200mm
CUT OUT DIMENSIONS	Left to Right: 950mm Front to Back: 480mm
MINIMUM CABINET	600mm

OTHER – Suitable for WDU – Yes
Standard Waste included

AW GP

AW - 114.0308.256 Henley tap
GP - 114.0308.260 Chrome -
115.0254.448

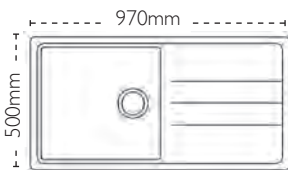
Carron Pack Price

RRP £327

Sink only

RRP £170

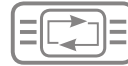
To upgrade to your ideal tap choose from our taps range on pages 61-75.



Janus 150

Shown in Graphite

Pack comes with Henley tap



DIMENSIONS	Left to Right: 970mm Front to Back: 500mm
1ST BOWL DIMENSIONS	Left to Right: 340mm Front to Back: 420mm
2ND BOWL DIMENSIONS	Left to Right: 150mm Front to Back: 290mm
BOWL DEPTH	200mm/100mm
CUT OUT DIMENSIONS	Left to Right: 950mm Front to Back: 480mm
MINIMUM CABINET	600mm

OTHER – Suitable for WDU – In main bowl only
Standard Waste included

AW GP

AW - 114.0308.263 Henley tap
GP - 114.0308.264 Chrome -
115.0254.448

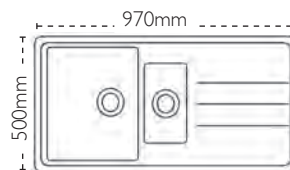
Carron Pack Price

RRP £349

Sink only

RRP £192

To upgrade to your ideal tap choose from our taps range on pages 61-75.





Janus 100 with Zeta tap

Stainless Steel is the professional's favourite. You can wash and buff it and over time it will develop a beautiful patina.

Even with years of rigorous use, stainless steel maintains the good looks that have made this material such a popular choice.

Stainless Steel




Each Carron Phoenix sink is supported by a **Lifetime Guarantee** against manufacturing defects.

All of our sinks are made from high quality stainless steel, ensuring their lasting quality and performance.

Practical, stylish and always of the highest quality, it's easy to find the right design for your kitchen within our extensive range of stainless steel sinks.



POLISHED



LINEN



BRUSHED



Ibis 150U with Flora tap

Silhouette

The ultimate in kitchen sink design, Silhouette is a sink that perfectly combines function with stunning beauty. Deep and spacious stainless steel bowls are elegantly accentuated by black glass, offering a true design statement in your kitchen.

Silhouette 150

Pack comes with Henley tap



DIMENSIONS	Left to Right: 1000mm Front to Back: 535mm
1ST BOWL DIMENSIONS	Left to Right: 340mm Front to Back: 400mm
2ND BOWL DIMENSIONS	Left to Right: 155mm Front to Back: 400mm
BOWL DEPTH	200mm /150mm
CUT OUT DIMENSIONS	Left to Right: 980mm Front to Back: 515mm
MINIMUM CABINET	600mm

OTHER – Suitable for WDU – In main bowl only
Standard Waste included

ACCESSORY PACK FOR SILHOUETTE 150

RRP **£31**

Wire Basket

112.0018.988



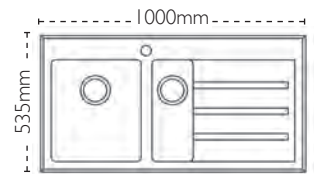
LHD - 101.0255.760

RHD - 101.0255.762

Henley tap

Chrome -

115.0254.448



Carron Pack Price

RRP **£966**

Sink only

RRP **£809**

To upgrade to your ideal tap choose from our taps range on pages 61-75.



Silhouette 150 with Dante Pro tap

Vela

The ultimate stainless steel sink for the modern kitchen, Vela combines sharp 10mm bowl corner radii with precise edges on the drainer to offer a minimalist and flushmount appearance. Each Vela model can be installed either as an inset or undermount.

Vela 100

Pack comes with Henley tap



DIMENSIONS	Left to Right: 880mm Front to Back: 510mm
BOWL DIMENSIONS	Left to Right: 357mm Front to Back: 410mm
BOWL DEPTH	200mm
CUT OUT DIMENSIONS	Left to Right: 864mm Front to Back: 494mm
MINIMUM CABINET	500mm

OTHER – Suitable for WDU – Yes
Revolution Waste included

P	LHD - 101.0158.011	Henley tap
	RHD - 101.0158.041	Chrome - 115.0254.448

ACCESSORY PACK FOR VELA 100 – RRP £60

Bamboo Chopping Board
Wire Basket
112.0167.958

ACCESSORIES AVAILABLE



Bamboo Chopping Board



Wire Basket

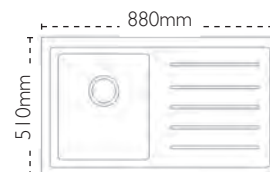
Carron Pack Price

RRP £692

Sink only

RRP £535

To upgrade to your ideal tap choose from our taps range on pages 61-75.





Vela 150

Pack comes with Henley tap



DIMENSIONS	Left to Right: 1025mm Front to Back: 510mm
1ST BOWL DIMENSIONS	Left to Right: 357mm Front to Back: 410mm
2ND BOWL DIMENSIONS	Left to Right: 157mm Front to Back: 345mm
BOWL DEPTH	200mm/140mm
CUT OUT DIMENSIONS	Left to Right: 1009mm Front to Back: 494mm
MINIMUM CABINET	600mm

OTHER – Suitable for WDU – In main bowl only
Revolution Waste included

ACCESSORY PACK FOR VELA 150 – RRP £139

Bamboo Chopping Board
Wire Basket
Strainer Bowl
112.0167.959



LHD - 101.0158.043
RHD - 101.0158.044

Henley tap
Chrome -
115.0254.448

ACCESSORIES AVAILABLE



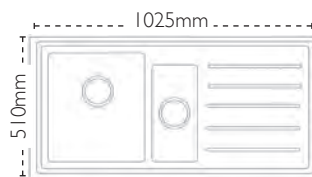
Bamboo Chopping Board



Wire Basket



Strainer Bowl



Carron Pack Price
RRP **£824**

Sink only
RRP **£667**

To upgrade to your ideal tap choose from our taps range on pages 61-75.

Ibis

The appeal of Ibis lies in its absolute simplicity. The inset models have low-profile edges, giving an almost seamless finish with the work surface. Clean lines and contemporary styling are echoed throughout the Ibis range, from the drainer pattern to the ergonomic bowl options that are deeper than the average sink.

Ibis 100

Pack comes with Henley tap



DIMENSIONS	Left to Right: 1030mm Front to Back: 510mm
BOWL DIMENSIONS	Left to Right: 450mm Front to Back: 420mm
BOWL DEPTH	200mm
CUT OUT DIMENSIONS	Left to Right: 1014mm Front to Back: 494mm
MINIMUM CABINET	600mm

OTHER – Suitable for WDU – Yes
Revolution Waste included

ACCESSORY PACK FOR IBIS 100 RRP **£74**

Bamboo Chopping Board

Wire Basket

See below

112.0067.984

Ibis 150

Pack comes with Henley tap



DIMENSIONS	Left to Right: 1030mm Front to Back: 510mm
1ST BOWL DIMENSIONS	Left to Right: 360mm Front to Back: 420mm
2ND BOWL DIMENSIONS	Left to Right: 170mm Front to Back: 320mm
BOWL DEPTH	200mm/130mm
CUT OUT DIMENSIONS	Left to Right: 1014mm Front to Back: 494mm
MINIMUM CABINET	600mm

OTHER – Suitable for WDU – Yes
Revolution Waste included

ACCESSORY PACK FOR IBIS 150 RRP **£109**

Bamboo Chopping Board

Wire Basket

Strainer Bowl

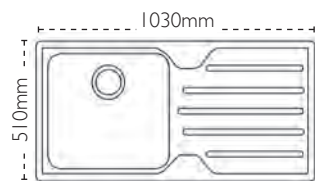
112.0073.193

P LHD - 101.0155.229 Henley tap
RHD - 101.0154.519 Chrome -
115.0254.448

Carron Pack Price
RRP **£487**

Sink only
RRP **£330**

To upgrade to your
ideal tap choose
from our taps range
on pages 61-75.

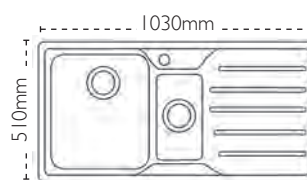


P LHD - 101.0042.891 Henley tap
RHD - 101.0042.910 Chrome -
115.0254.448

Carron Pack Price
RRP **£559**

Sink only
RRP **£402**

To upgrade to your
ideal tap choose
from our taps range
on pages 61-75.



ACCESSORIES AVAILABLE



Bamboo Chopping Board



Wire Basket



Strainer Bowl

Adelphi

Boasting an ultra-slim, flush-fit edge profile, Adelphi is a sink that melts almost seamlessly into your work surface, offering an impeccably minimalist appearance. Whether you choose the single or 1.5 bowl option, Adelphi's contemporary and sleek design will remain stylish for years to come.

Adelphi 100

Pack comes with
Henley tap

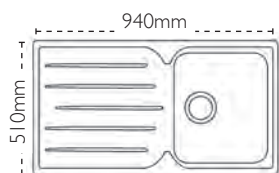


DIMENSIONS	Left to Right: 940mm Front to Back: 510mm
BOWL DIMENSIONS	Left to Right: 360mm Front to Back: 420mm
BOWL DEPTH	200mm
CUT OUT DIMENSIONS	Left to Right: 924mm Front to Back: 494mm
MINIMUM CABINET	500mm

OTHER – Suitable for WDU – Yes
Revolution Waste included

P 100 - 127.0285.738

Henley tap
Chrome -
115.0254.448



Adelphi 150 with Seraphina tap

ACCESSORY PACK FOR ADELPHI 100 – RRP £74

Bamboo Chopping Board
Wire Basket

See page 34

112.0067.984

Carron Pack Price

RRP **£447**

Sink only

RRP **£290**

To upgrade to your ideal tap choose from our taps range on pages 61-75.



Adelphi 150 with Seraphina tap

Adelphi 150

Pack comes with Henley tap

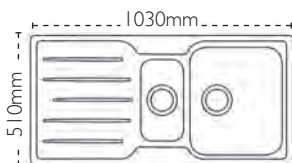


DIMENSIONS	Left to Right: 1030mm Front to Back: 510mm
1ST BOWL DIMENSIONS	Left to Right: 360mm Front to Back: 420mm
2ND BOWL DIMENSIONS	Left to Right: 170mm Front to Back: 320mm
BOWL DEPTH	200mm / 130mm
CUT OUT DIMENSIONS	Left to Right: 1014mm Front to Back: 494mm
MINIMUM CABINET	600mm

OTHER – Suitable for WDU – In main bowl only
 Revolution Waste included

P 150 - 127.0285.739

Henley tap
 Chrome -
 115.0254.448



ACCESSORY PACK FOR ADELPHI 150 – RRP £109

Bamboo Chopping Board
 Wire Basket
 Strainer Bowl
 112.0073.193

ACCESSORIES AVAILABLE



Bamboo Chopping Board



Wire Basket



Strainer Bowl

Carron Pack Price

RRP **£507**

Sink only

RRP **£350**

To upgrade to your ideal tap choose from our taps range on pages 61-75.

Maui

The Maui range succeeds in combining soft organic design with precise and contemporary angles. Maui is perfect if you want to make a unique design statement, whilst maintaining the best of Carron Phoenix practicality.

35

THE CARRON PHOENIX RANGE 2018

Maui 90

Pack comes with
Henley tap



Maui 150

Pack comes with
Henley tap



DIMENSIONS	Left to Right: 900mm Front to Back: 500mm
BOWL DIMENSIONS	Left to Right: 370mm Front to Back: 400mm
BOWL DEPTH	200mm
CUT OUT DIMENSIONS	Left to Right: 884mm Front to Back: 484mm
MINIMUM CABINET	500mm

OTHER – Suitable for WDU – Yes
Revolution Waste included



LHD - 101.0155.116 Henley tap
RHD - 101.0155.119 Chrome -
115.0254.448

ACCESSORY PACK FOR MAUI 90 RRP £53

Glass Chopping Board
Wire Basket
112.0171.042



Glass Chopping Board

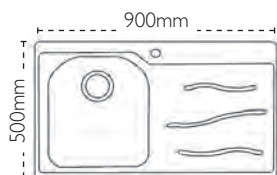


Wire Basket

Carron Pack Price
RRP £397

Sink only
RRP £240

To upgrade to your
ideal tap choose
from our taps range
on pages 61-75.



DIMENSIONS	Left to Right: 1030mm Front to Back: 500mm
1ST BOWL DIMENSIONS	Left to Right: 370mm Front to Back: 400mm
2ND BOWL DIMENSIONS	Left to Right: 160mm Front to Back: 360mm
BOWL DEPTH	200mm/130mm
CUT OUT DIMENSIONS	Left to Right: 1014mm Front to Back: 484mm
MINIMUM CABINET	600mm

OTHER – Suitable for WDU – In main bowl only
Revolution Waste included



LHD - 101.0155.121 Henley tap
RHD - 101.0155.124 Chrome -
115.0254.448

ACCESSORY PACK FOR MAUI 150 RRP £107

Glass Chopping Board
Wire Basket
Strainer Bowl
112.0171.046



Glass Chopping Board



Wire Basket

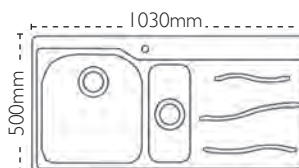


Strainer Bowl

Carron Pack Price
RRP £484

Sink only
RRP £327

To upgrade to your
ideal tap choose
from our taps range
on pages 61-75.



Cuba

36

Cuba's large bowls, gently sweeping drainer and ultra-low profile offer impeccable style and finesse. The modern drainer has recessed grooves which fade out towards the bowl for a clean, minimalist appearance.

Cuba 100

Pack comes with
Henley tap



DIMENSIONS	Left to Right: 1030mm Front to Back: 500mm
BOWL DIMENSIONS	Left to Right: 450mm Front to Back: 420mm
BOWL DEPTH	200mm
CUT OUT DIMENSIONS	Left to Right: 1014mm Front to Back: 484mm
MINIMUM CABINET	600mm

OTHER – Suitable for WDU – Yes
Revolution Waste included

P 100 - 101.0155.111

Henley tap
Chrome -
115.0254.448

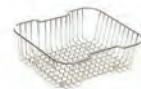
ACCESSORY PACK FOR CUBA 100 RRP **£70**

Glass Chopping Board
Wire Basket
112.0171.048

ACCESSORIES AVAILABLE



Glass Chopping Board

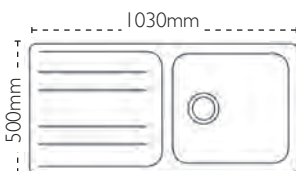


Wire Basket

Carron Pack Price
RRP **£374**

Sink only
RRP **£217**

To upgrade to your
ideal tap choose
from our taps range
on pages 61-75.



Cuba 150

Pack comes with
Henley tap



DIMENSIONS	Left to Right: 1030mm Front to Back: 500mm
1ST BOWL DIMENSIONS	Left to Right: 350mm Front to Back: 430mm
2ND BOWL DIMENSIONS	Left to Right: 150mm Front to Back: 400mm
BOWL DEPTH	200mm/110mm
CUT OUT DIMENSIONS	Left to Right: 1014mm Front to Back: 484mm
MINIMUM CABINET	600mm

OTHER – Suitable for WDU – In main bowl only
Revolution Waste included

P 150 - 101.0154.486

Henley tap
Chrome -
115.0254.448

ACCESSORY PACK FOR CUBA 150 RRP **£112**

Glass Chopping Board
Wire Basket
Strainer Bowl
112.0171.050

ACCESSORIES AVAILABLE



Glass Chopping Board



Wire Basket

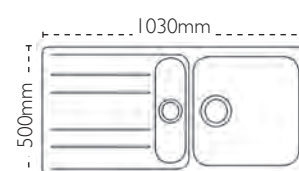


Strainer Bowl

Carron Pack Price
RRP **£431**

Sink only
RRP **£274**

To upgrade to your
ideal tap choose
from our taps range
on pages 61-75.





Cuba 100 with Carnegie tap



Cuba 150 with Qubix tap

Zeta

Zeta's modern design combines straight lines with soft curves and the low profile perimeter gives added design appeal. Available in three inset models, Zeta is user-friendly with spacious bowls and practical accessories.

Available in
Polished and
Linen!

Zeta 90

Pack comes with Henley tap

Shown in Polished



DIMENSIONS	Left to Right: 940mm Front to Back: 510mm
BOWL DIMENSIONS	Left to Right: 360mm Front to Back: 420mm
BOWL DEPTH	180mm
CUT OUT DIMENSIONS	Left to Right: 924mm Front to Back: 494mm
MINIMUM CABINET	500mm

OTHER – Suitable for WDU – Yes
Standard Waste included



P - 101.0153.943
L - 101.0043.164

Henley tap
Chrome -
115.0254.448

ACCESSORY PACK FOR ZETA 90

RRP **£69**

Zeta Chopping Board
Wire Basket
112.0068.194

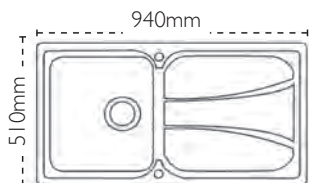
ACCESSORIES AVAILABLE



Zeta Chopping
Board



Wire Basket



POLISHED

Carron Pack Price

RRP **£380**

Sink only

RRP **£223**

To upgrade to your ideal tap choose from our taps range on pages 61-75.

LINEN

Carron Pack Price

RRP **£437**

Sink only

RRP **£280**

To upgrade to your ideal tap choose from our taps range on pages 61-75.

Zeta 100

Pack comes with
Henley tap

Shown in Polished



Zeta 150

Pack comes with
Henley tap

Shown in Polished



DIMENSIONS	Left to Right: 1030mm Front to Back: 510mm
BOWL DIMENSIONS	Left to Right: 450mm Front to Back: 420mm
BOWL DEPTH	180mm
CUT OUT DIMENSIONS	Left to Right: 1014mm Front to Back: 494mm
MINIMUM CABINET	600mm

OTHER – Suitable for WDU – Yes
Standard Waste included



- P - 101.0043.154
L - 101.0043.152

Henley tap
Chrome -
115.0254.448

POLISHED

Carron Pack Price
RRP £394
Sink only
RRP £237

ACCESSORY PACK FOR ZETA 100 RRP £69

Zeta Chopping Board
Wire Basket

112.0068.194



Zeta Chopping Board

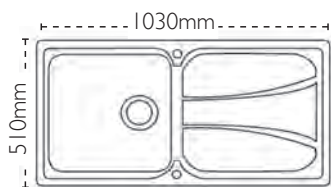


Wire
Basket

LINEN

Carron Pack Price
RRP £452
Sink only
RRP £295

**To upgrade to your
ideal tap** choose
from our taps range
on pages 61-75.



DIMENSIONS	Left to Right: 1030mm Front to Back: 510mm
1ST BOWL DIMENSIONS	Left to Right: 360mm Front to Back: 420mm
2ND BOWL DIMENSIONS	Left to Right: 170mm Front to Back: 320mm
BOWL DEPTH	180mm/130mm
CUT OUT DIMENSIONS	Left to Right: 1014mm Front to Back: 494mm
MINIMUM CABINET	600mm

OTHER
Suitable for WDU – In main bowl only
Standard Waste included



- P - 101.0153.952
L - 101.0043.155

Henley tap
Chrome -
115.0254.448

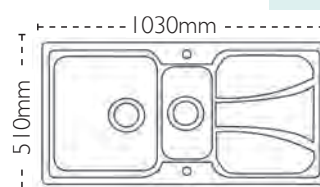
POLISHED

Carron Pack Price
RRP £491
Sink only
RRP £334

LINEN

Carron Pack Price
RRP £550
Sink only
RRP £393

**To upgrade to your
ideal tap** choose
from our taps range
on pages 61-75.



ACCESSORY PACK FOR ZETA 150 RRP £104

Zeta Chopping Board
Wire Basket
Strainer Bowl

112.0068.218



Zeta Chopping Board



Wire Basket Strainer Bowl

Rapid

40

Our Rapid range offers classic curves and a modern appearance. Each of the two models is complemented by a range of accessories, allowing you to make the most of your sink space.

Rapid 90

Pack comes with Henley tap



Rapid 150

Pack comes with Henley tap

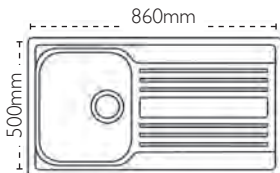


DIMENSIONS	Left to Right: 860mm Front to Back: 500mm
BOWL DIMENSIONS	Left to Right: 410mm Front to Back: 400mm
BOWL DEPTH	190mm
CUT OUT DIMENSIONS	Left to Right: 840mm Front to Back: 480mm
MINIMUM CABINET	500mm

OTHER – Suitable for WDU – Yes
Standard Waste included

B B - 101.0495.180

Henley tap
Chrome -
115.0254.448



ACCESSORY PACK FOR RAPID 90 RRP £52

Bamboo Chopping Board

Wire Basket

112.0187.220



Bamboo
Chopping Board



Wire Basket

Carron Pack Price RRP £310

Sink only
RRP £153

To upgrade to your
ideal tap choose
from our taps range
on pages 61-75.

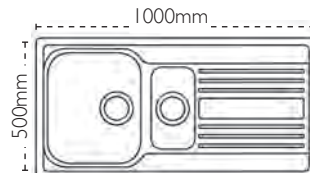


DIMENSIONS	Left to Right: 1000mm Front to Back: 500mm
BOWL DIMENSIONS	Left to Right: 410mm Front to Back: 400mm
2ND BOWL DIMENSIONS	Left to Right: 160mm Front to Back: 300mm
BOWL DEPTH	190mm/120mm
CUT OUT DIMENSIONS	Left to Right: 980mm Front to Back: 480mm
MINIMUM CABINET	600mm

OTHER – Suitable for WDU – Yes
Standard Waste included

B B - 101.0495.211

Henley tap
Chrome -
115.0254.448



ACCESSORY PACK FOR RAPID 150 RRP £74

Bamboo Chopping Board

Wire Basket

Strainer Bowl

112.0187.232



Bamboo
Chopping Board



Wire Basket



Strainer Bowl

Carron Pack Price RRP £375

Sink only
RRP £218

To upgrade to your
ideal tap choose
from our taps range
on pages 61-75.



Rapid 150 with Pura tap

Onda

Our Onda sinks offer excellent value for money whilst combining good looks with high performance and durability.

Onda 90

Pack comes with Henley tap

Shown in Polished



DIMENSIONS	Left to Right: 860mm Front to Back: 500mm
BOWL DIMENSIONS	Left to Right: 345mm Front to Back: 395mm
BOWL DEPTH	160mm
CUT OUT DIMENSIONS	Left to Right: 840mm Front to Back: 480mm
MINIMUM CABINET	500mm

OTHER – Suitable for WDU – No Standard Waste included

P

P - 101.0488.562

Henley tap
Chrome -
115.0254.448

ACCESSORY PACK FOR ONDA 90

RRP **£52**

Bamboo Chopping Board

Wire Basket

Strainer Bowl

112.0187.200

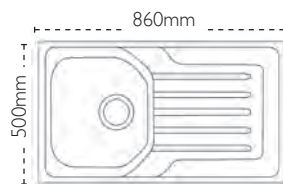
ACCESSORIES AVAILABLE



Chopping Board



Wire Basket



Carron Pack Price

RRP **£271**

Sink only

RRP **£114**

To upgrade to your ideal tap choose from our taps range on pages 61-75.

Onda 100

Pack comes with
Henley tap



Onda 150

Pack comes with
Henley tap



DIMENSIONS	Left to Right: 1000mm Front to Back: 500mm
BOWL DIMENSIONS	Left to Right: 450mm Front to Back: 395mm
BOWL DEPTH	160mm
CUT OUT DIMENSIONS	Left to Right: 980mm Front to Back: 480mm
MINIMUM CABINET	600mm

OTHER – Suitable for WDU – No
Standard Waste included

P P - 101.0488.563

Henley tap
Chrome -
115.0254.448

ACCESSORY PACK FOR ONDA 100 RRP **£57**

Bamboo Chopping Board

Wire Basket
112.0187.211



Chopping Board

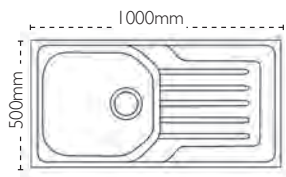


Wire Basket

Carron Pack Price
RRP **£285**

Sink only
RRP **£128**

To upgrade to your
ideal tap choose
from our taps range
on pages 61-75.



DIMENSIONS	Left to Right: 1000mm Front to Back: 500mm
1ST BOWL DIMENSIONS	Left to Right: 345mm Front to Back: 395mm
2ND BOWL DIMENSIONS	Left to Right: 160mm Front to Back: 320mm
BOWL DEPTH	160mm/80mm
CUT OUT DIMENSIONS	Left to Right: 980mm Front to Back: 480mm
MINIMUM CABINET	600mm

OTHER – Suitable for WDU – No
Standard Waste included

P P - 101.0488.564

Henley tap
Chrome -
115.0254.448

ACCESSORY PACK FOR ONDA 150 RRP **£61**

Glass Chopping Board

Wire Basket
Strainer Bowl
112.0187.212



Chopping Board



Wire Basket

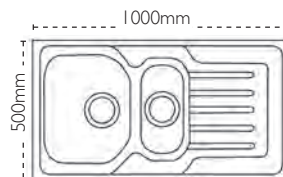


Strainer Bowl

Carron Pack Price
RRP **£308**

Sink only
RRP **£151**

To upgrade to your
ideal tap choose
from our taps range
on pages 61-75.



Deca Inset / Undermount

Deca is a superb example of minimalist practicality and style, featuring a 12mm bowl corner radii across all models. Each Deca model can be installed either as an inset or undermount.

Deca 100

Pack comes with Henley tap

Shown inset



Deca 105/50

Pack comes with Henley tap

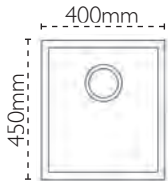
Shown undermounted



DIMENSIONS	Left to Right: 400mm Front to Back: 450mm
BOWL DIMENSIONS	Left to Right: 360mm Front to Back: 410mm
BOWL DEPTH	200mm
CUT OUT DIMENSIONS (inset only)	Use template to u/mount Left to Right: 370mm Front to back: 420mm
MINIMUM CABINET	450mm

OTHER – Suitable for WDU – Yes
Revolution Waste included

P 100 - 127.0442.744 Henley tap
Chrome - 115.0254.448



ACCESSORY PACK FOR DECA 100 RRP £31

Wire Basket
112.0018.988



Carron Pack Price
RRP £571

Sink only
RRP £414

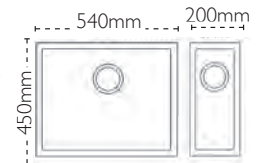
To upgrade to your ideal tap choose from our taps range on pages 61-75.

DIMENSIONS	Left to Right: 540mm Front to Back: 450mm	Left to Right: 200mm Front to Back: 450mm
BOWL DIMENSIONS	Left to Right: 500mm Front to Back: 410mm	Left to Right: 160mm Front to Back: 410mm
BOWL DEPTH	200mm	140mm
CUT OUT DIMENSIONS (inset only)	Use template to u/mount Left to Right: 510mm Front to back: 420mm	Use template to u/mount Left to Right: 170mm Front to back: 420mm
MINIMUM CABINET	550mm	300mm

OTHER – Suitable for WDU – Yes
Revolution Waste included

OTHER – Suitable for WDU – No
Revolution Waste included

P 105 - 127.0442.745 Henley tap
50 - 127.0437.218 Chrome - 115.0254.448



ACCESSORY PACK FOR DECA 105 RRP £48

Wire Basket
112.0178.435



Carron Pack Price
RRP £603

Sink only
RRP £446

To upgrade to your ideal tap choose from our taps range on pages 61-75.

Carron Pack Price
RRP £516

Sink only
RRP £359

To upgrade to your ideal tap choose from our taps range on pages 61-75.



Deca 150 Inset with Elen Optima tap

Deca Inset / Undermount

Deca 150

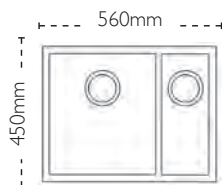
Pack comes with
Henley tap



DIMENSIONS	Left to Right: 560mm Front to Back: 450mm
1ST BOWL DIMENSIONS	Left to Right: 340mm Front to Back: 410mm
2ND BOWL DIMENSIONS	Left to Right: 160mm Front to Back: 410mm
BOWL DEPTH	200mm/140mm
CUT OUT DIMENSIONS (Inset only)	Use template to u/mount Left to Right: 530mm Front to Back: 420mm
MINIMUM CABINET	600mm

OTHER – Suitable for WDU – Yes
Revolution Waste included

P LHSB - 127.0442.746 Henley tap
RHSB - 127.0442.747 Chrome -
115.0254.448



ACCESSORY PACK FOR DECA 150 RRP £31

Wire Basket
112.0018.988



Carron Pack Price
RRP **£782**
Sink only
RRP **£625**

**To upgrade to your
ideal tap** choose
from our taps range
on pages 61-75.

Deca XL

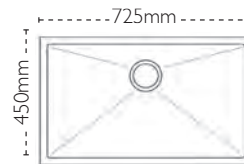
Pack comes with
Henley tap



DIMENSIONS	Left to Right: 725mm Front to Back: 450mm
BOWL DIMENSIONS	Left to Right: 685mm Front to Back: 410mm
BOWL DEPTH	200mm
CUT OUT DIMENSIONS (Inset only)	Use template to u/mount Left to Right: 695mm Front to Back: 420mm
MINIMUM CABINET	800mm

OTHER – Suitable for WDU – Yes
Revolution Waste included

P XL - 127.0437.219 Henley tap
Chrome -
115.0254.448



Carron Pack Price
RRP **£623**
Sink only
RRP **£466**

**To upgrade to your
ideal tap** choose
from our taps range
on pages 61-75.



Deca 150 with Cardea and Dante taps

Zeta Undermount

Zeta's undermount models include the Zeta 150U, the first reversible installation undermount in our range.

Zeta 105 / 50U

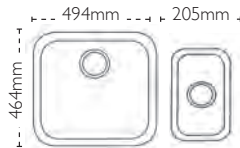
Pack comes with Henley tap



P

105U - 122.0167.719
50U - 122.0167.705

Henley tap
Chrome -
115.0254.448



	105U	50U
DIMENSIONS	Left to Right: 494mm	205mm
	Front to Back: 464mm	464mm
BOWL DIMENSIONS	Left to Right: 450mm	170mm
	Front to Back: 420mm	320mm
BOWL DEPTH	200mm	130mm
CUT OUT DIMENSIONS	Use template	Use template
MINIMUM CABINET	500mm	300mm

OTHER – Suitable for WDU – Yes
Standard Waste included

OTHER – Suitable for WDU – No Standard Waste included

ACCESSORY PACK FOR ZETA 105

RRP **£33**

Wire Basket
112.0070.876



105U

Carron Pack Price
RRP **£425**

Sink only
RRP **£268**

50U

Carron Pack Price
RRP **£338**

Sink only
RRP **£181**

To upgrade to your ideal tap choose from our taps range on pages 61-75.

Zeta 150U

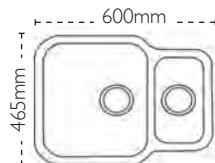
Pack comes with Henley tap



P

150U - 122.0167.720

Henley tap
Chrome -
115.0254.448



DIMENSIONS	Left to Right: 600mm
	Front to Back: 465mm
1ST BOWL DIMENSIONS	Left to Right: 360mm
	Front to Back: 420mm
2ND BOWL DIMENSIONS	Left to Right: 170mm
	Front to Back: 320mm
BOWL DEPTH	180mm/130mm
CUT OUT DIMENSIONS	Use template
MINIMUM CABINET	600mm

OTHER – Suitable for WDU – In main bowl only
Standard Waste included

ACCESSORY PACK FOR ZETA 150U

RRP **£33**



Wire Basket
112.0070.876

Carron Pack Price
RRP **£473**

Sink only
RRP **£316**

To upgrade to your ideal tap choose from our taps range on pages 61-75.

Ibis Undermount

The appeal of Ibis lies in its absolute simplicity. Clean lines and contemporary styling are echoed throughout the Ibis range.

Ibis 100U

Pack comes with
Henley tap



P

100U - 122.0281.513

DIMENSIONS	Left to Right: 400mm Front to Back: 460mm
BOWL DIMENSIONS	Left to Right: 360mm Front to Back: 420mm
BOWL DEPTH	200mm
CUT OUT DIMENSIONS	Use template
MINIMUM CABINET	400mm

OTHER – Suitable for WDU – Yes
Revolution Waste included

Henley tap
Chrome -
115.0254.448



ACCESSORY PACK FOR IBIS 100U

RRP **£33**

Wire Basket
112.0070.876



Carron Pack Price

RRP **£360**

Sink only

RRP **£203**

To upgrade to your ideal tap choose from our taps range on pages 61-75.

Ibis 150U

Pack comes with
Henley tap



P

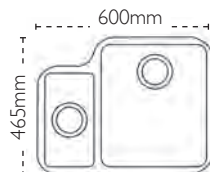
LHSB - 122.0284.072
RHSB - 122.0284.074



DIMENSIONS	Left to Right: 600mm Front to Back: 465mm
1ST BOWL DIMENSIONS	Left to Right: 360mm Front to Back: 420mm
2ND BOWL DIMENSIONS	Left to Right: 170mm Front to Back: 320mm
BOWL DEPTH	180mm /130mm
CUT OUT DIMENSIONS	Use template
MINIMUM CABINET	600mm

OTHER – Suitable for WDU – Yes
Revolution Waste included

Henley tap
Chrome -
115.0254.448



ACCESSORY PACK FOR IBIS 150U

RRP **£33**

Wire Basket
112.0070.876



Carron Pack Price

RRP **£496**

Sink only

RRP **£339**

To upgrade to your ideal tap choose from our taps range on pages 61-75.



Ibis 150U with Flora tap

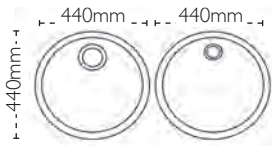
Carisma Inset / Undermount

Carisma brings practical and sound design, and the optional 401 drainer provides additional functionality.



Carisma 400/401

Pack comes with Henley tap



P 400 - 101.0042.581
401 - 101.0042.588

Henley tap
Chrome -
115.0254.448

	Carisma 400	Carisma 401
DIMENSIONS	Left to Right: 440mm Front to Back: 440mm	Left to Right: 440mm Front to Back: 440mm
BOWL DIMENSIONS	Diameter: 395mm	Diameter: 395mm
BOWL DEPTH		180mm 40mm
CUT OUT DIMENSIONS	Diameter: 425mm	Diameter: 425mm
MINIMUM CABINET	500mm	500mm

OTHER – Suitable for WDU – Yes
Revolution Waste included

OTHER – Suitable for WDU – No
Revolution Waste included

ACCESSORY PACK FOR CARISMA 400 RRP **£53**

Round Chopping
Board
Wire Basket
112.0073.247



400

Carron Pack Price
RRP **£312**

Sink only
RRP **£155**

**To upgrade to your
ideal tap** choose
from our taps range
on pages 61-75.

401

Carron Pack Price
RRP **£290**

Sink only
RRP **£133**

**To upgrade to your
ideal tap** choose
from our taps range
on pages 61-75.



Ceramic is a respected classic.

With its lustrous glossy glaze, a ceramic sink combines beauty with distinction.

Ceramic



Each Carron Phoenix sink is supported by a **Lifetime Guarantee** against manufacturing defects.

Ceramic is a hard-working, non-porous surface that is easy to clean and extremely resistant to heat and chemicals.

Our ceramic sinks are traditionally manufactured from fine-fireclay that is fired at high temperatures and then individually finished by hand. This ensures their fine quality with a true depth of colour and an impeccable smooth surface.



WHITE

Sapphira

Sapphira's simple design offers a contemporary alternative to the classic ceramic sink. With a soft sweeping drainer which melts seamlessly into the large bowls. Sapphira offers the chance to make a real statement in your kitchen.

Sapphira 100

Pack comes with Henley tap



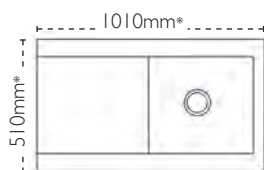
In left-hand drainer format the overflow will be situated on the front face of the bowl.

DIMENSIONS	Left to Right: 1010mm Front to Back: 510mm
BOWL DIMENSIONS	Left to Right: 470mm Front to Back: 340mm
BOWL DEPTH	185mm
CUT OUT DIMENSIONS	Use template
MINIMUM CABINET	600mm

OTHER – Suitable for WDU – Yes
Revolution Waste included

WH 100 - 124.0477.794

Henley tap
Chrome -
115.0254.448



*Ceramic sink dimensions may vary $\pm 2\%$ due to firing process.



High Gloss White finish
with seamless drainer

ACCESSORY
PACK FOR
SAPPHIRA 100 –
RRP **£31**

112.0018.988



Wire Basket

Carron Pack Price

RRP **£577**

Sink only

RRP **£420**

To upgrade to your ideal tap choose from our taps range on pages 61-75.



Sapphira 150 with Lanark tap

Sapphira 150

Pack comes with Henley tap



In left-hand drainer format the overflow will be situated on the front face of the bowl.

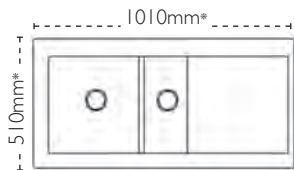
DIMENSIONS	Left to Right: 1010mm Front to Back: 510mm
1ST BOWL DIMENSIONS	Left to Right: 340mm Front to Back: 350mm
2ND BOWL DIMENSIONS	Left to Right: 140mm Front to Back: 340mm
BOWL DEPTH	190mm /125mm
CUT OUT DIMENSIONS	Use template
MINIMUM CABINET	600mm

OTHER – Suitable for WDU – In main bowl only
Revolution Waste included



WH 150 - 124.0477.797

Henley tap
Chrome -
115.0254.448



*Ceramic sink dimensions may vary $\pm 2\%$ due to firing process.

Carron Pack Price

RRP **£588**

Sink only

RRP **£431**

To upgrade to your ideal tap choose from our taps range on pages 61-75.

Solaris

Solaris is an inset sink with traditional appeal inspired by its gentle curves. The raised, softly moulded perimeter of the sink combines an elegant design touch with a practical edge to retain water on the draining board.

Solaris 100

Pack comes with Henley tap

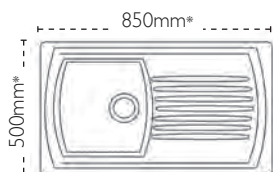


DIMENSIONS	Left to Right: 850mm Front to Back: 500mm
BOWL DIMENSIONS	Left to Right: 360mm Front to Back: 378mm
BOWL DEPTH	195mm
CUT OUT DIMENSIONS	Use template
MINIMUM CABINET	500mm

OTHER – Suitable for WDU – Yes
Standard Waste included

WH 100 - 124.0071.677

Henley tap
Chrome -
115.0254.448



*Ceramic sink dimensions may vary $\pm 2\%$ due to firing process.



Solaris 100 with Pura Tap

Carron Pack Price

RRP **£473**

Sink only

RRP **£316**

To upgrade to your ideal tap choose from our taps range on pages 61-75.



Solaris 100 with Windsor tap

Solaris 150

Pack comes with Henley tap



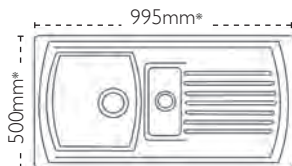
DIMENSIONS	Left to Right: 995mm Front to Back: 500mm
1ST BOWL DIMENSIONS	Left to Right: 340mm Front to Back: 378mm
2ND BOWL DIMENSIONS	Left to Right: 137mm Front to Back: 260mm
BOWL DEPTH	195mm/90mm
CUT OUT DIMENSIONS	Use template
MINIMUM CABINET	600mm

OTHER – Suitable for WDU – In main bowl only
Standard Waste included



WH 150 - 124.0071.679

Henley tap
Chrome -
115.0254.448



*Ceramic sink dimensions may vary $\pm 2\%$ due to firing process.

Carron Pack Price

RRP **£496**

Sink only

RRP **£339**

To upgrade to your ideal tap choose from our taps range on pages 61-75.

Shonelle

56

Shonelle offers a contemporary interpretation of the classic ceramic sink. Each of the models balances stylish good looks with practical ergonomics and offers design versatility for contemporary kitchens.

Shonelle 105

Pack comes with Henley tap



Shonelle 150

Pack comes with Henley tap

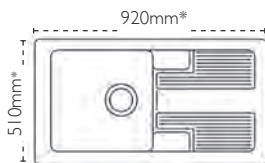


DIMENSIONS	Left to Right: 920mm Front to Back: 510mm
BOWL DIMENSIONS	Left to Right: 410mm Front to Back: 410mm
BOWL DEPTH	220mm
CUT OUT DIMENSIONS	Use template
MINIMUM CABINET	600mm

OTHER – Suitable for WDU – Yes
Standard Waste included

WH 105 - 124.0477.792

Henley tap
Chrome -
115.0254.448



*Ceramic sink dimensions may vary $\pm 2\%$ due to firing process.

ACCESSORY PACK FOR SHONELLE 105

RRP £44



Wire Basket

Carron Pack Price
RRP £476

Sink only
RRP £319

To upgrade to your ideal tap choose from our taps range on pages 61-75.

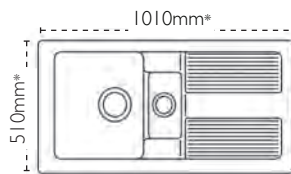


DIMENSIONS	Left to Right: 1010mm Front to Back: 510mm
1ST BOWL DIMENSIONS	Left to Right: 360mm Front to Back: 420mm
2ND BOWL DIMENSIONS	Left to Right: 130mm Front to Back: 260mm
BOWL DEPTH	220mm/120mm
CUT OUT DIMENSIONS	Use template
MINIMUM CABINET	600mm

OTHER – Suitable for WDU – Yes
Standard Waste included

WH 150 - 124.0477.793

Henley tap
Chrome -
115.0254.448



*Ceramic sink dimensions may vary $\pm 2\%$ due to firing process.

ACCESSORY PACK FOR SHONELLE 150

RRP £44



Wire Basket

Carron Pack Price
RRP £488

Sink only
RRP £331

To upgrade to your ideal tap choose from our taps range on pages 61-75.

Belfast

Belfast sinks bring together classic styling and good old-fashioned charm, yet they fit well with contemporary and traditional kitchens alike. Our single bowl Belfast sink is available with either a traditional weir or a more modern integrated overflow.

57

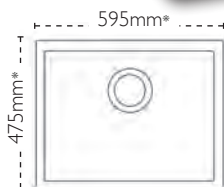
THE CARRON PHOENIX RANGE 2018



Belfast 110 with Barra tap

Belfast 100

Pack comes with Henley tap



*Ceramic sink dimensions may vary $\pm 2\%$ due to firing process.

DIMENSIONS	Left to Right: 595mm Front to Back: 475mm
OVERALL HEIGHT	220mm
BOWL DIMENSIONS	Left to Right: 550mm Front to Back: 420mm
BOWL DEPTH	220mm
CUT OUT DIMENSIONS	Use sink as template
MINIMUM CABINET	600mm

OTHER – Suitable for WDU – Yes
Standard Waste included

WH 100 - 124.0477.726

Henley tap
Chrome -
115.0254.448

Carron Pack Price
RRP **£476**

Sink only
RRP **£319**

To upgrade to your ideal tap choose from our taps range on pages 61-75.

Belfast 110

Pack comes with Henley tap

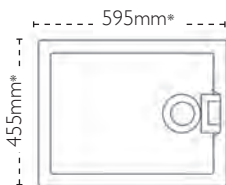


DIMENSIONS	Left to Right: 595mm Front to Back: 455mm
OVERALL HEIGHT	250mm
BOWL DIMENSIONS	Left to Right: 525mm Front to Back: 385mm
BOWL DEPTH	215mm
CUT OUT DIMENSIONS	Use sink as template
MINIMUM CABINET	600mm

OTHER – Suitable for WDU – No
Mini Waste included

WH 110 - 124.0477.727

Henley tap
Chrome -
115.0254.448



*Ceramic sink dimensions may vary $\pm 2\%$ due to firing process.

Carron Pack Price

RRP **£476**

Sink only

RRP **£319**

To upgrade to your ideal tap choose from our taps range on pages 61-75.

Belfast 200

Pack comes with Henley tap

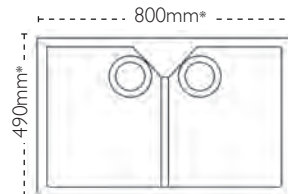


DIMENSIONS	Left to Right: 800mm Front to Back: 490mm
OVERALL HEIGHT	220mm
1ST BOWL DIMENSIONS	Left to Right: 365mm Front to Back: 450mm
2ND BOWL DIMENSIONS	Left to Right: 365mm Front to Back: 450mm
BOWL DEPTH	200mm
CUT OUT DIMENSIONS	Use sink as template
MINIMUM CABINET	800mm

OTHER – Suitable for WDU – Yes
Standard Waste included

WH 200 - 124.0477.749

Henley tap
Chrome -
115.0254.448



*Ceramic sink dimensions may vary $\pm 2\%$ due to firing process.



Carron Pack Price

RRP **£620**

Sink only

RRP **£463**

To upgrade to your ideal tap choose from our taps range on pages 61-75.

Carlow

The Carlow range offers an exceptional crossover between classic ceramic and the modern method of undermounting. The soft lines in each model are complemented by the crisp white ceramic.

59

Carlow 105

Pack comes with Henley tap



Carlow 150

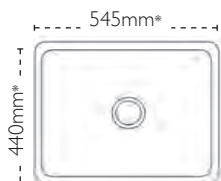
Pack comes with Henley tap



DIMENSIONS	Left to Right: 545mm Front to Back: 440mm
BOWL DIMENSIONS	Left to Right: 492mm Front to Back: 388mm
BOWL DEPTH	176mm
CUT OUT DIMENSIONS	Use sink as template
MINIMUM CABINET	600mm

OTHER – Suitable for WDU – Yes
Revolution Waste included

WH 105 - 126.0315.702 Henley tap
Chrome - 115.0254.448



*Ceramic sink dimensions may vary $\pm 2\%$ due to firing process.

ACCESSORY PACK FOR CARLOW 105

RRP **£33**

112.0070.876



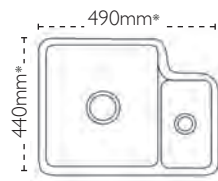
Wire Basket



DIMENSIONS	Left to Right: 490mm Front to Back: 440mm
1ST BOWL DIMENSIONS	Left to Right: 335mm Front to Back: 390mm
2ND BOWL DIMENSIONS	Left to Right: 145mm Front to Back: 280mm
BOWL DEPTH	180mm / 120mm
CUT OUT DIMENSIONS	Use sink as template
MINIMUM CABINET	600mm

OTHER – Suitable for WDU – In main bowl only
Revolution Waste included

WH 150 - 126.0315.703 Henley tap
Chrome - 115.0254.448



*Ceramic sink dimensions may vary $\pm 2\%$ due to firing process.

ACCESSORY PACK FOR CARLOW 150

RRP **£31**

112.0018.988



Wire Basket

Carron Pack Price

RRP **£439**

Sink only

RRP **£282**

To upgrade to your ideal tap choose from our taps range on pages 61-75.

Carron Pack Price

RRP **£528**

Sink only

RRP **£371**

To upgrade to your ideal tap choose from our taps range on pages 61-75.

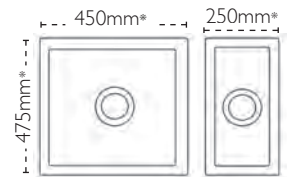
Waterford Inset / Undermount

Echoing the plain and simple design of a Belfast sink, the Waterford range of sinks can be installed as inset sinks or they can be undermounted.

Waterford 100/50

Pack comes with Henley tap

Shown undermounted



*Ceramic sink dimensions may vary $\pm 2\%$ due to firing process.

	Waterford 100	Waterford 50
DIMENSIONS	Left to Right: 450mm Front to Back: 475mm	Left to Right: 250mm Front to Back: 475mm
BOWL DIMENSIONS	Left to Right: 380mm Front to Back: 405mm	Left to Right: 180mm Front to Back: 405mm
BOWL DEPTH	180mm	130mm
CUT OUT DIMENSIONS	Use sink as template	Use sink as template
MINIMUM CABINET	500mm	300mm

OTHER – Suitable for WDU – Yes
Standard Waste included

OTHER – Suitable for WDU – No
Standard Waste included

WH 100 - 124.0477.791

Henley tap
Chrome -
115.0254.448

WH 50 - 124.0477.750

Henley tap
Chrome -
115.0254.448

Carron Pack Price

RRP **£422**

Sink only

RRP **£265**

To upgrade to your ideal tap choose from our taps range on pages 61-75.

Carron Pack Price

RRP **£399**

Sink only

RRP **£242**

To upgrade to your ideal tap choose from our taps range on pages 61-75.



Shown inset with Dante Tri-Pure tap

Our tap range has been specially designed to give you all the options you need to complement your Carron Phoenix sink.

Whether you are looking for a contemporary, traditional or designer style, single or double lever operation, or even a boiling water or filter tap, we have a selection of high quality and attractive taps for you to choose from – each with a five year comprehensive guarantee.

Taps



Each Carron Phoenix tap is supported by a **Five year comprehensive Guarantee** against manufacturing defects.

SSS

SOLID
STAINLESS
STEEL

CH

CHROME

BN

BRUSHED
NICKEL

JB

JET BLACK

SG

STONE
GREY

Depending on the style and age of your house, you may require a specific style of tap, a model that is appropriate to the water pressure available in your kitchen.

Specifically, many older properties will require a tap which has been designed to work best with lower water pressure or gravity fed systems.

So, if you know your property has low water pressure, choose a tap suitable for low pressure systems. If you have a high pressure system you can choose any tap.

See the icon below next to tap of your choice for the recommended water pressure needed.

Household water pressures
(minimum tap flow rating)

LOW
PRESSURE

0.2-0.5 bar

MED
PRESSURE

0.5-1.2 bar

HIGH
PRESSURE

1.2-1.5+ bar



Seraphina

The Seraphina 3-in-1 boiling water tap provides instant boiling water (100°C) at the touch of a button. Seraphina provides normal hot and cold water as well as boiling water, all from the same unit.

Why waste electricity and water when boiling the kettle when you can have instant boiling water for making coffee, tea or for cooking on tap?

Seraphina incorporates a water conditioning filter, ensuring your boiling water is free from sediment, odour and any unwanted particles. Seraphina requires the activation of a safety button to operate the boiling water function, ensuring the safety of users.

In addition to the tap and the filter, the Seraphina system includes a 4.7 litre heating tank which can be situated horizontally behind a standard 150mm high cabinet plinth. This unique feature frees up the cabinet space underneath the sink for a very practical solution.



IMPORTANT

Please be aware of your water pressure before purchase. If your water pressure is too low, the installation of a pump should be investigated. If your pressure is too high, the inclusion of a pressure reducing valve (not supplied) in the system will be necessary.

Operating pressures: 1.5 to 5 bar.

This tap and tank come with a 2 year guarantee.



HIGH PRESSURE

CH - 119.0285.777
RRP **£995**

TAP DIMENSIONS

Tap Height:	363mm
Base Width:	60mm
Spout Height:	259mm
Spout Reach:	216mm
Finish:	Chrome



CH

100°C

3-in-1 Boiling Water Tap

63

THE CARRON PHOENIX RANGE 2018

Seraphina in Chrome



Larunda

NEW



Vela 100 with Larunda

Larunda is Carron Phoenix's latest addition to the Instant Hot Water family.

This sleek tap with chrome finish is sure to save you time in the kitchen! Be done with wasting water and electricity through the use of a kettle and instead create more space in the kitchen and have instant hot water on tap - literally!



IMPORTANT

Please be aware of your water pressure before purchase. If your water pressure is too low, the installation of a pump should be investigated. If your pressure is too high, the inclusion of a pressure reducing valve (not supplied) in the system will be necessary.

Operating pressures: 1.5 to 4 bar.

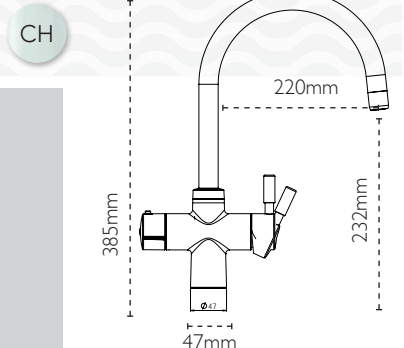


CH - 119.0513.221

RRP **£650**

TAP DIMENSIONS

Tap Height:	385mm
Base Width:	47mm
Spout Height:	232mm
Spout Reach:	220mm
Finish:	Chrome



This tap and tank come with a 2 year guarantee.

Cardea

NEW

65



Deca 150 with Cardea and Dante taps

Cardea is the slimline choice for your Instant Hot Water tap.

Slender and elegant in design, this 98 degree single dispense tap could create an added feature to your kitchen environment.

98°C

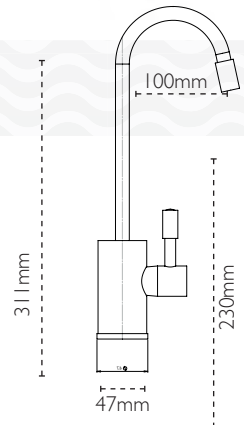
IMPORTANT

Please be aware of your water pressure before purchase. If your water pressure is too low, the installation of a pump should be investigated. If your pressure is too high, the inclusion of a pressure reducing valve (not supplied) in the system will be necessary.

Operating pressures: 1.5 to 4 bar.



CH

HIGH
PRESSURE

CH - 119.0531.656
RRP **£450**

TAP DIMENSIONS

Tap Height: 311mm
Base Width: 47mm
Spout Height: 230mm
Spout Reach: 100mm
Finish: Chrome

This tap and tank come with a 2 year guarantee.

Filter Taps

Desirable, stylish and highly practical, Carron Phoenix Filter taps dispense hot, cold and perfectly filtered water.

Combining the considered elegance of our most stylish designs with technologically advanced water filtration, Carron Phoenix taps are the ultimate combination of fashion and functionality.

Dante Tri-Pure

Dante Tri-Pure Filter offers excellent filtration performance thanks to its double filtration system of charcoal and ceramics specially impregnated with silver particles.

The filter removes unwanted chlorine, cryptosporidium and other harmful bacteria and particles, yet leaving you with the minerals that are good for you.



MED PRESSURE

CH - 120.0193.061
 BN - 120.0193.062

Chrome
 RRP **£477**

Brushed Nickel
 RRP **£515**



Perlator

CH BN

TAP DIMENSIONS

Tap Height:	390mm
Base Width:	60mm
Spout Height:	260mm
Spout Reach:	220mm
Finishes:	Chrome Brushed Nickel



390mm
 260mm
 60mm
 220mm



Dante Tri-Pure Filter tap



Mains Hot & Cold Water

Filter System

Dante Filter

Dante Filter's cold water handle operates in two ways; pull forward for mains water, push back for filtered water.

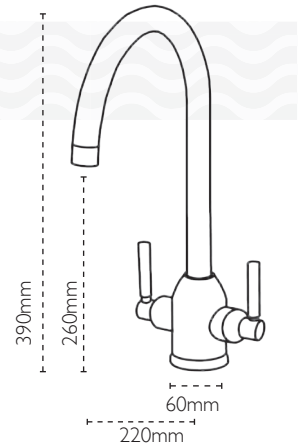
The limescale reduction filter system improves taste whilst reducing limescale, odour and sediment.

67

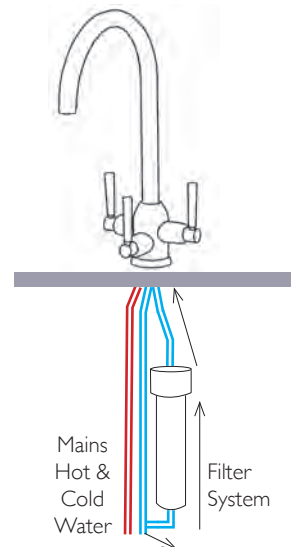


TAP DIMENSIONS

Tap Height:	390mm
Base Width:	60mm
Spout Height:	260mm
Spout Reach:	220mm
Finishes:	Chrome Brushed Nickel



Dante Filter tap



Mixer Taps

A comprehensive selection of precision-made taps to complement your Carron Phoenix sink, available in a number of styles and finishes to suit your own personal taste.

The Aruni and Damo taps are manufactured from solid stainless steel, providing a more substantial product.

Qubix



Perlator

CH

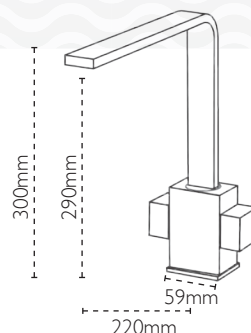
MED
PRESSURE


CH - 115.0074.715

RRP **£421**

TAP DIMENSIONS

Tap Height: 300mm
 Base Width: 59mm
 Spout Height: 290mm
 Spout Reach: 220mm
 Finish: Chrome



Dante Pro

Pull-Out Nozzle



Perlator

CH

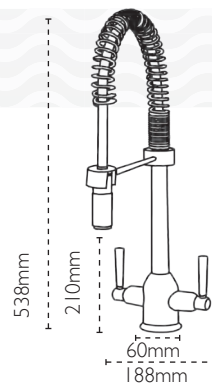
MED
PRESSURE


CH - 115.0191.084

RRP **£343**

TAP DIMENSIONS

Tap Height: 538mm
 Base Width: 60mm
 Spout Height: 210mm
 Spout Reach: 188mm
 Finish: Chrome



Dante Pull Out

Pull-Out Spray



Perlator

CH

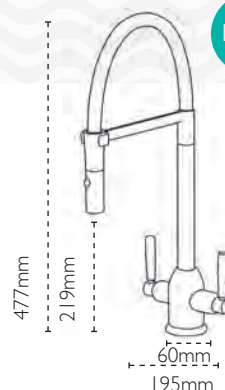
MED
PRESSURE


Black - 115.0433.945
 White - 115.0535.601
 Grey - 115.0535.602
 Red - 115.0536.909

RRP **£337**

TAP DIMENSIONS

Tap Height: 477mm
 Base Width: 60mm
 Spout Height: 219mm
 Spout Reach: 195mm
 Finish: Chrome



NEW

Silicone hoses are also available in Black, White and Grey.

Nautilus

Pull-Out Nozzle



Perlator

CH

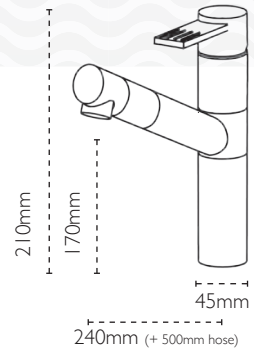
MED
PRESSURE

CH - 115.0019.315

RRP **£328**

TAP DIMENSIONS

Tap Height: 210mm
 Base Width: 45mm
 Spout Height: 170mm
 Spout Reach: 240mm
 Finish: Chrome



Bali



Perlator

CH

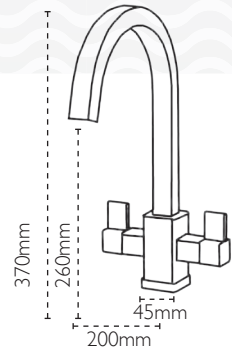
MED
PRESSURE

CH - 115.0193.014

RRP **£286**

TAP DIMENSIONS

Tap Height: 370mm
 Base Width: 45mm
 Spout Height: 260mm
 Spout Reach: 200mm
 Finishes: Chrome



Bali L Spout

NEW

CH

BN

MED
PRESSURE

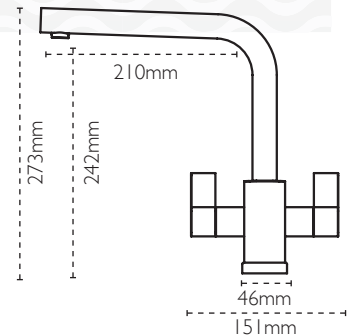
CH - 115.0535.868

BN - 115.0535.869

Chrome
RRP **£286**Brushed Nickel
RRP **£309**

TAP DIMENSIONS

Tap Height: 273mm
 Base Width: 46mm
 Spout Height: 242mm
 Spout Reach: 210mm
 Finishes: Chrome
 Brushed Nickel



Damo



Perlator

SSS

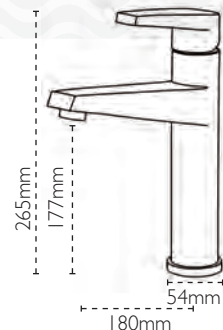
MED
PRESSURE

SSS - 115.0364.030

RRP **£288**

TAP DIMENSIONS

Tap Height: 265mm
 Base Width: 54mm
 Spout Height: 177mm
 Spout Reach: 180mm
 Finish: Stainless Steel



Elen Optima

MED
PRESSURE

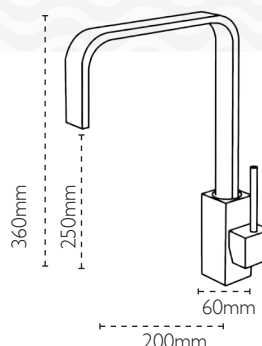


CH - 115.0310.889
RRP **£286**

TAP DIMENSIONS

Tap Height: 360mm
Base Width: 60mm
Spout Height: 250mm
Spout Reach: 200mm
Finish: Chrome

CH



Nautilus

MED
PRESSURE



CH - 115.0019.313
RRP **£278**

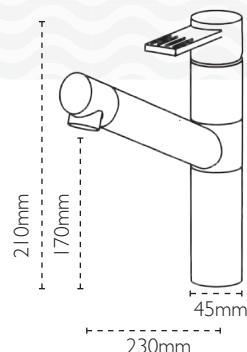


Perlator

CH

TAP DIMENSIONS

Tap Height: 210mm
Base Width: 45mm
Spout Height: 170mm
Spout Reach: 230mm
Finish: Chrome



Averon

Pull-out nozzle

MED
PRESSURE



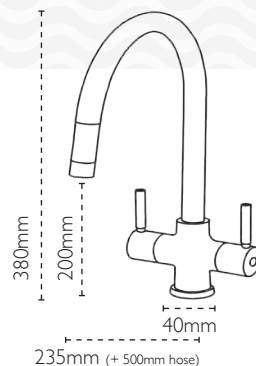
CH - 115.0074.730
BN - 115.0076.379
Chrome RRP **£255**
Brushed Nickel RRP **£275**

TAP DIMENSIONS

Tap Height: 380mm
Base Width: 40mm
Spout Height: 200mm
Spout Reach: 235mm
Finishes: Chrome
Brushed Nickel

CH

BN



Barra

MED
PRESSURE

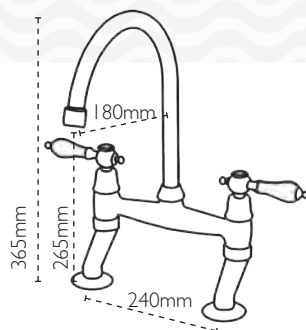


CH - 115.0074.732
RRP **£250**

TAP DIMENSIONS

Tap Height: 365mm
Base Width: 240mm
Spout Height: 265mm
Spout Reach: 180mm
Finish: Chrome

CH



Savona



Perlator

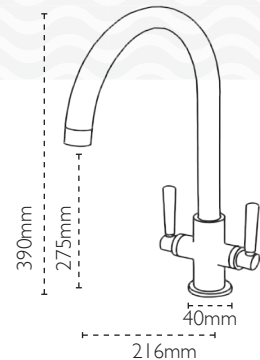
CH

BN

MED
PRESSURECH - 115.0166.650
BN - 115.0166.651Chrome
RRP **£239**Brushed
Nickel
RRP **£254**

TAP DIMENSIONS

Tap Height: 390mm
 Base Width: 40mm
 Spout Height: 275mm
 Spout Reach: 216mm
 Finishes: Chrome
 Brushed Nickel



71

Savona L Spout

NEW

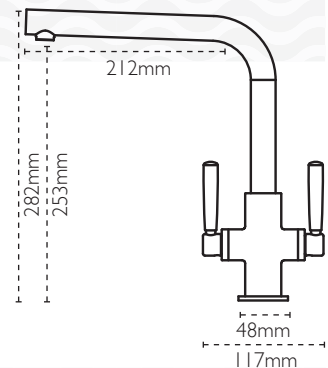
CH

BN

MED
PRESSURECH - 115.0535.863
BN - 115.0535.865Chrome
RRP **£239**Brushed
Nickel
RRP **£254**

TAP DIMENSIONS

Tap Height: 282mm
 Base Width: 48mm
 Spout Height: 253mm
 Spout Reach: 212mm
 Finishes: Chrome
 Brushed Nickel



Aruni



Perlator

SSS

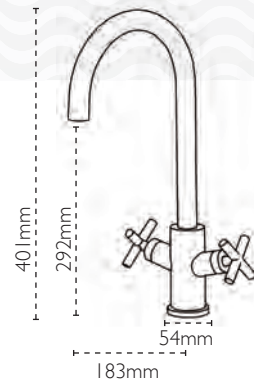
MED
PRESSURE

SSS - 115.0364.142

RRP **£246**

TAP DIMENSIONS

Tap Height: 401mm
 Base Width: 54mm
 Spout Height: 292mm
 Spout Reach: 183mm
 Finish: Stainless Steel



Dante



Perlator

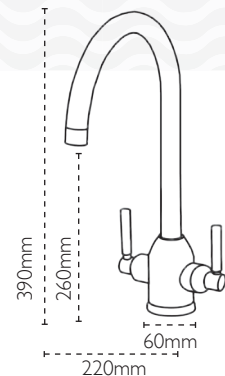
CH

BN

LOW
PRESSURECH - 115.0068.382
BN - 115.0068.384Chrome
RRP **£227**Brushed
Nickel
RRP **£238**

TAP DIMENSIONS

Tap Height: 390mm
 Base Width: 60mm
 Spout Height: 260mm
 Spout Reach: 220mm
 Finishes: Chrome
 Brushed Nickel





Seraphina tap in Chrome



Bali tap in Chrome

Reno

New Stone
Grey Colour!

NEW

CH

SG

JB



Perlator

MED
PRESSURE



Chrome
RRP **£219**

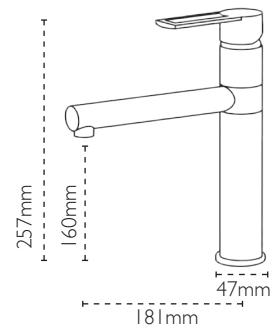
Stone Grey
RRP **£225**

Jet Black
RRP **£225**

CH - 115.0029.805
SG - 115.0535.842
JB - 115.0189.492

TAP DIMENSIONS

Tap Height: 257mm
Base Width: 47mm
Spout Height: 160mm
Spout Reach: 181mm
Finishes: Chrome
Jet Black
Stone Grey



Windsor

CH

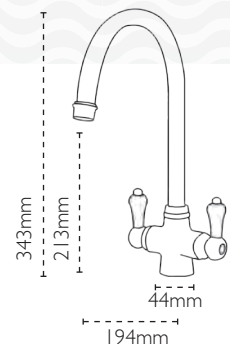
MED
PRESSURE



CH - 115.0281.850
RRP **£200**

TAP DIMENSIONS

Tap Height: 343mm
Base Width: 44mm
Spout Height: 213mm
Spout Reach: 194mm
Finish: Chrome




Opus



Perlator

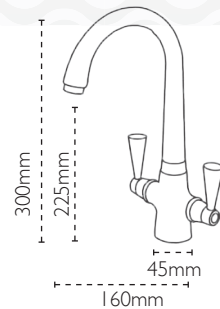
CH

BN

LOW
PRESSURECH - 115.0019.224
BN - 115.0019.236Chrome
RRP **£158**Brushed
Nickel
RRP **£193**

TAP DIMENSIONS

Tap Height: 300mm
 Base Width: 45mm
 Spout Height: 225mm
 Spout Reach: 160mm
 Finishes: Chrome
 Brushed Nickel



Alba



Perlator

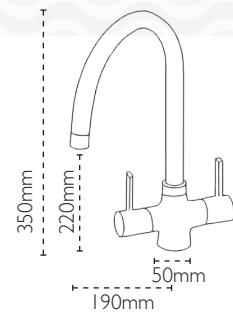
CH

BN

LOW
PRESSURECH - 115.0068.379
BN - 115.0188.558Chrome
RRP **£182**Brushed
Nickel
RRP **£194**

TAP DIMENSIONS

Tap Height: 350mm
 Base Width: 50mm
 Spout Height: 220mm
 Spout Reach: 190mm
 Finishes: Chrome
 Brushed Nickel



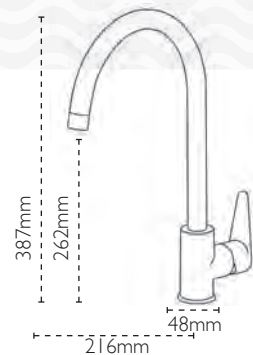
Lanark

CH

MED
PRESSURECH - 115.0433.946
RRP **£165**

TAP DIMENSIONS

Tap Height: 387mm
 Base Width: 48mm
 Spout Height: 262mm
 Spout Reach: 216mm
 Finish: Chrome



Henley



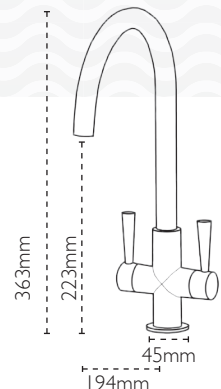
Perlator

CH

MED
PRESSURECH - 115.0254.448
RRP **£157**

TAP DIMENSIONS

Tap Height: 363mm
 Base Width: 45mm
 Spout Height: 223mm
 Spout Reach: 194mm
 Finish: Chrome



Lucian



Perlator

CH

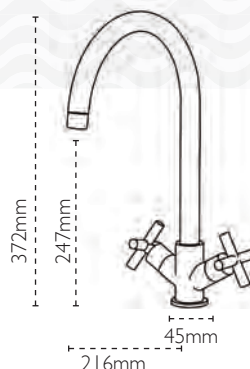
MED
PRESSURE


CH - 115.0363.796

RRP **£155**

TAP DIMENSIONS

Tap Height: 372mm
 Base Width: 45mm
 Spout Height: 247mm
 Spout Reach: 216mm
 Finishes: Chrome



Flora



Perlator

CH

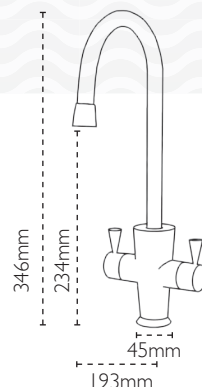
MED
PRESSURE


CH - 115.0254.459

RRP **£155**

TAP DIMENSIONS

Tap Height: 346mm
 Base Width: 45mm
 Spout Height: 234mm
 Spout Reach: 193mm
 Finish: Chrome



Osprey

CH

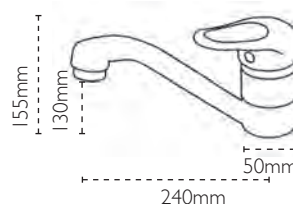
MED
PRESSURE


CH - 115.0019.206

RRP **£144**

TAP DIMENSIONS

Tap Height: 155mm
 Base Width: 50mm
 Spout Height: 130mm
 Spout Reach: 240mm
 Finish: Chrome



Aztec

CH

BN

MED
PRESSURE


CH - 115.0019.342

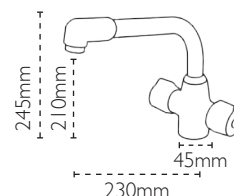
BN - 115.0286.361

Chrome
RRP **£102**

Brushed
Nickel
RRP **£135**

TAP DIMENSIONS

Tap Height: 245mm
 Base Width: 45mm
 Spout Height: 210mm
 Spout Reach: 230mm
 Finishes: Chrome
 Brushed Nickel



Carnegie

CH

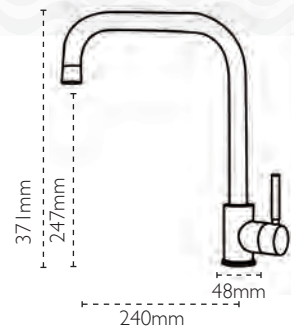
MED
PRESSURE

CH - 115.0281.851

RRP **£133**

TAP DIMENSIONS

Tap Height: 371mm
 Base Width: 48mm
 Spout Height: 247mm
 Spout Reach: 240mm
 Finish: Chrome



Savoy



Perlator

CH

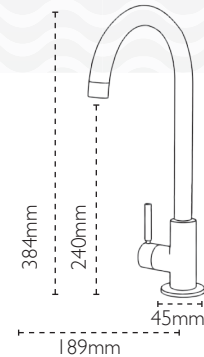
MED
PRESSURE

CH - 115.0254.455

RRP **£133**

TAP DIMENSIONS

Tap Height: 384mm
 Base Width: 45mm
 Spout Height: 240mm
 Spout Reach: 189mm
 Finish: Chrome



Zeta

CH

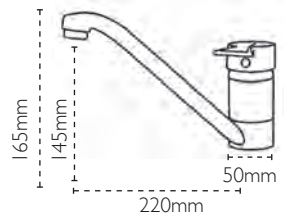
MED
PRESSURE

CH - 115.0029.806

RRP **£123**

TAP DIMENSIONS

Tap Height: 165mm
 Base Width: 50mm
 Spout Height: 145mm
 Spout Reach: 220mm
 Finish: Chrome



Pura

CH

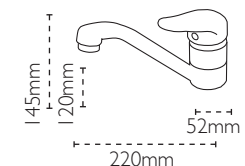
MED
PRESSURE

CH - 115.0254.458

RRP **£67**

TAP DIMENSIONS

Tap Height: 145mm
 Base Width: 52mm
 Spout Height: 120mm
 Spout Reach: 220mm
 Finishes: Chrome



With the environment in mind, we have a range of waste management solutions that can help you dispose of your waste in a highly efficient and eco-friendly way.

Waste Management

CARRONADE ELITE WASTE DISPOSAL UNITS

Waste disposal units are very easily installed with the current plumbing under your sink and are easy to operate.

Our premium specification products are sound insulated for a quiet operation, are septic safe and incredibly efficient. Carronade Elite waste disposal units are suitable for every day use. Food is fed into the disposer as it operates.

On/off control is operated by a separate air switch which is supplied.



WASTE SORTER BINS

Carron Phoenix waste sorter bins can be fitted easily into a kitchen cabinet and will help you to effectively segregate your waste prior to collection. With a range of configurations to choose from, each model features removable bin inserts and covers to contain odours.



Carronade Elite Waste Disposal Units

Carronade Elite CE-50

An extended flange is available if required at extra cost when fitting to ceramic sinks.



EXTENDED FLANGE
RRP £37



DIMENSIONS

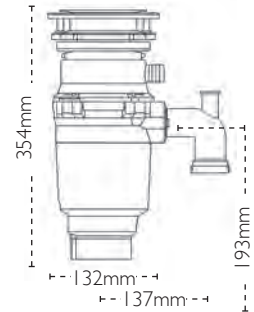
HEIGHT	354mm
WIDTH	132mm

TECHNICAL SPECIFICATIONS

HORSEPOWER	1/2
RPM	2600
CAPACITY	600ml
OPERATION	Continuous
POWER	Airswitch
SOUND INSULATION	Full
WARRANTY	3 Years

134.0473.240

RRP £226



Carronade Elite CE-75

An extended flange is available if required at extra cost when fitting to ceramic sinks.



EXTENDED FLANGE
RRP £37



DIMENSIONS

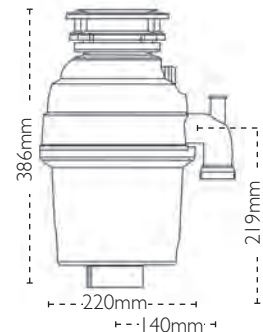
HEIGHT	386mm
WIDTH	220mm

TECHNICAL SPECIFICATIONS

HORSEPOWER	3/4
RPM	2700
CAPACITY	800ml
OPERATION	Continuous
POWER	Airswitch
SOUND INSULATION	Full
WARRANTY	10 Years

134.0473.271

RRP £321



Waste Sorter Bins

Linea 130



DIMENSIONS

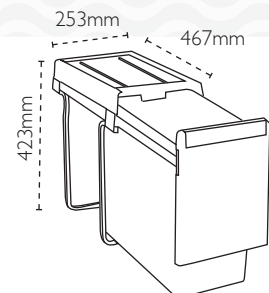
HEIGHT	423mm
WIDTH	253mm
DEPTH	467mm

TECHNICAL SPECIFICATIONS

NUMBER OF BINS	1
CAPACITY	1 x 30 litres
MIN. CABINET	300mm
OPERATION	Manual
WARRANTY	2 Years

134.0204.152

RRP £89



Waste Sorter Bins

Linea 230



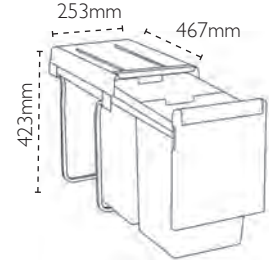
DIMENSIONS

HEIGHT	423mm
WIDTH	253mm
DEPTH	467mm

TECHNICAL SPECIFICATIONS

NUMBER OF BINS	2
CAPACITY	2 x 15 litres
MIN. CABINET	300mm
OPERATION	Manual
WARRANTY	2 Years

134.0204.599

RRP £89


Linea 330



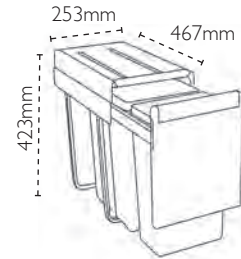
DIMENSIONS

HEIGHT	423mm
WIDTH	253mm
DEPTH	467mm

TECHNICAL SPECIFICATIONS

NUMBER OF BINS	3
CAPACITY	3 x 10 litres
MIN. CABINET	300mm
OPERATION	Manual
WARRANTY	2 Years

134.0204.153

RRP £89


Linea 332



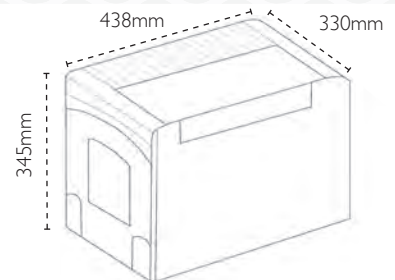
DIMENSIONS

HEIGHT	340mm
WIDTH	438mm
DEPTH	330mm

TECHNICAL SPECIFICATIONS

NUMBER OF BINS	3
CAPACITY	1 x 16 litres/2 x 8 litres
MIN. CABINET	500mm
OPERATION	Manual
WARRANTY	2 Years

134.0074.068

RRP £114


Linea 360



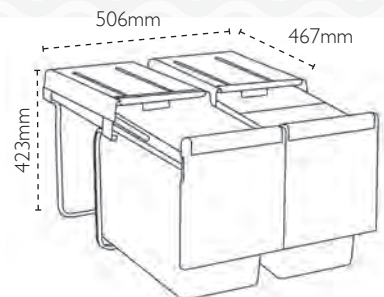
DIMENSIONS

HEIGHT	423mm
WIDTH	506mm
DEPTH	467mm

TECHNICAL SPECIFICATIONS

NUMBER OF BINS	3
CAPACITY	1 x 30 litres/2 x 15 litres
MIN. CABINET	600mm
OPERATION	Manual
WARRANTY	2 Years

134.0079.062

RRP £180




Ibis 150 with Bali tap



CARRON
P H O E N I X

Carron Phoenix

Franke UK Ltd

West Park, MIOC,

Styal Road,

Manchester

M22 5WB

Tel 0161 436 6280

Email ks-info.gb@carron.com

www.carron.com

