



1810

PRODUCT **RANGE** 2018/19

SINKS
TAPS
ACCESSORIES

www.the1810company.co.uk

Contents

Sinks

Bespoke	9
Axix Range	11
Zen Range	25
Zen15 Range	45
Zen15 PVD Range	59
Zen I-F Range	63
Zen15 I-F Range	69
Zen15 XXL Range	77
Accessory Trough Range	81
LuxsoPlus Range	85
Etro Range	97
Forza Range	107
Velore Range	111
Etro Ceramic Range	115
<u>purquartz</u> Cava Range	117
<u>purquartz</u> Shard Range	121

Taps

Fontaine	126
Courbe	127
Cascata	128
Pluie	129
Davanti	130
Curvato	131
Ruscello	132
1810XXX	133
Pendenza	134
Davanti Pull out spray	135
Grande	136
Versare	137
Novanta	138
Aero	139
Spruzzo	140
Spirale	141
Spirale Colours	142
Curvato Trio filter tap	144
1810 XXX <u>purquartz</u> effect	146
Courbe Duo - Black <u>purquartz</u> effect	147
Courbe Duo - White <u>purquartz</u> effect	148
Courbe - Chrome <u>purquartz</u> effect	149
Courbe - Copper <u>purquartz</u> effect	150
Cascata - Chrome <u>purquartz</u> effect	151
Cascata - Copper <u>purquartz</u> effect	152

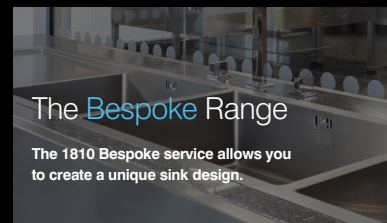


Taps

Courbe	155
Cascata	156

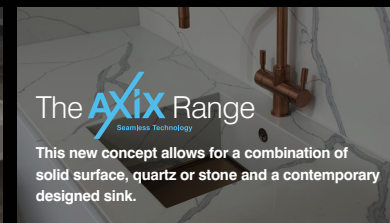
Waste Bins	157
Sinks/Taps quick ref	159
Accessories quick ref	166
Base unit size guide	168
Care & Cleaning	169
Warranty	170

Ranges...



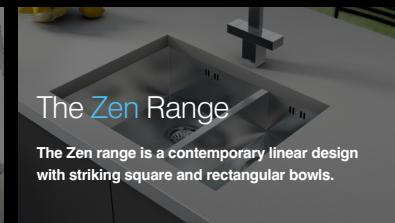
The **Bespoke** Range

The 1810 Bespoke service allows you to create a unique sink design.




The **Axix** Range

This new concept allows for a combination of solid surface, quartz or stone and a contemporary designed sink.




The **Zen** Range

The Zen range is a contemporary linear design with striking square and rectangular bowls.




The **Zen15** Range

The Zen15 range has a contemporary linear design with a subtle 15mm internal radius.




The **Zen15 PVD** Range

The Zen15 PVD range are handmade bowls finished in a durable PVD coating.




The **Zen I-F** Range

The Zen I-F range are handmade insets with a slim 1.2mm profile for a flush look.




The **Zen15 I-F** Range

The Zen15 I-F range are handmade insets with a 15mm internal radius.



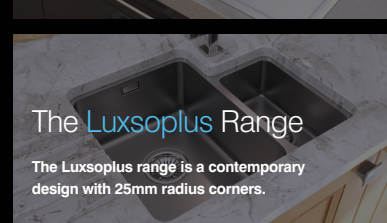
The **Zen15 XXL** Range

The Zen15 XXL range are extra large handmade undermounts with a 15mm internal radius.



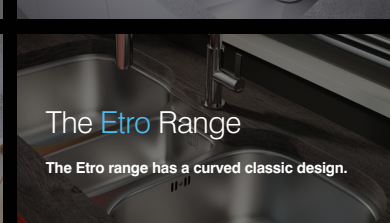
The **Accessory Trough** Range

The versatile Accessory Trough range is the perfect final touch to every kitchen.




The **LuxsoPlus** Range

The LuxsoPlus range is a contemporary design with 25mm radius corners.



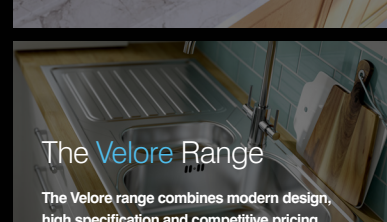
The **Etro** Range

The Etro range has a curved classic design.



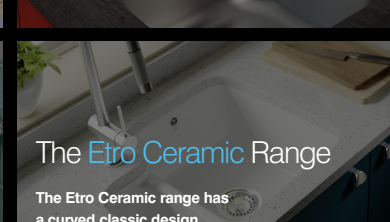
The **Forza** Range

The Forza range are 10mm radius handmade bowls with a 1.2 mm thickness for strength and durability.



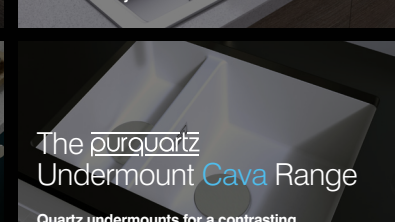
The **Velore** Range

The Velore range combines modern design, high specification and competitive pricing.



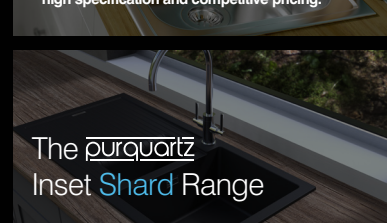
The **Etro Ceramic** Range

The Etro Ceramic range has a curved classic design.



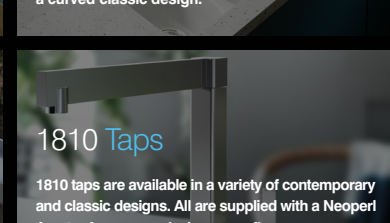
The purquartz Undermount **Cava** Range

Quartz undermounts for a contrasting finish to your solid surface.




The purquartz Inset **Shard** Range

Quartz insets in a choice of contemporary colours.



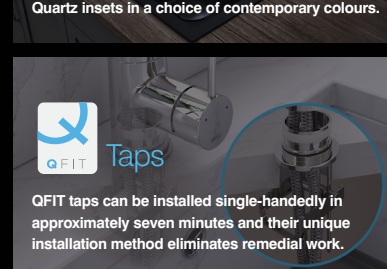
1810 Taps

1810 taps are available in a variety of contemporary and classic designs. All are supplied with a Neoperl Aerator for a non-splash creamy flow.



purquartz **Taps**

A selection of 1810 taps that will match perfectly with your Purquartz sink.



QFIT **Taps**

QFIT taps can be installed single-handedly in approximately seven minutes and their unique installation method eliminates remedial work.

Welcome...

to The 1810 Company.

We supply an evergrowing range of sinks, taps and accessories, and that's it! We have a simple philosophy, which is to supply innovative and contemporary European design in a wide range of standard and more unique size combinations, appealing to those who appreciate superior quality and style.



The 1810 Company is a constantly evolving business, and although we do update our printed literature 3 times a year, we can't always include our latest products. So please visit our website for the latest news, technical advice and information.

www.the1810company.co.uk

All our products are in stock and sent from our distribution centre in the UK. All orders received before 5pm can be delivered the following working day.



The 1810 Team

Our ever-growing team ensure that our products are specified correctly and delivered promptly.



What our customers say about us...

“ Using the 1810 product gives us more scope and flexibility entering the project market for sinks & taps, the product is the perfect fitment for new builds and as a personal user of their tap & sink it's something we can easily promote in volume with the brand customer satisfaction. The aftersales is the best we have come across for many years.”

Liam Hopper, Leicht Contracts Ltd

“ We choose to use The 1810 Company for all our sink and tap requirements because we find the quality of your whole process from placing our order through to delivery to be absolutely first class and second to none. I can place an order right up to 5pm and still get delivery the following day. You and all your staff are extremely polite, helpful and efficient and are an absolute dream to deal with, and I would highly recommend your company to everyone. The products you supply are of a very high quality and competitively priced and that added to the service you give makes your company the perfect fit for us.”

John Russell, C&J Stonemasonry Ltd

“ From their knowledge of product to the speedy efficiency of delivery direct from stock, we enjoy the benefits of our working relationship with 1810.”

John, EB Granite Ltd

“ The 1810 Company are a fantastic supplier of sinks and taps. From the quality of their products to their excellent customer service, Neil and the rest of the team at 1810 are a pleasure to deal with. I couldn't recommend them highly enough.”

Ian, Grantech Ltd

“ We would thoroughly recommend 1810, they provide excellent products which our clients are very pleased with as well as being a professional and efficient company to work with!”

Russell Jones, Russell Jones Kitchens & Bedrooms Ltd

“ Pleasure to do business with, great product, great service and great staff. Very rarely do you have no issues with a supplier but I can honestly say 1810 have delivered in all areas from day one.”

Mike Boyden, Bellagio Stone Ltd

“ Dealt with The 1810 Company for a number of years now, we have always been extremely happy with the quality and pricing of their products and also the level of customer service that we receive.”

David Scarborough, Affordable Granite and Marble Ltd

“ Great quality products plus very helpful staff with next day delivery.”

Michael Shaw, MD Change of Style

“ Great quality, at a great price!!
Next day delivery is a massive plus!!”

Matt Crawford, Granite Zone Ltd

“ The 1810 Company offer more than a first class range of products. We've been extremely impressed by their efficiency & customer service and if we ever require technical advice or assistance we can rely on Neil to provide the support we need. They are constantly seeking to improve and it's refreshing to work with a company that puts quality first. In short, a company you can trust.”

Paul Hepburn, The Kitchen Station Ltd

“ The 1810 range of composite sinks, along with a good range of styles and colour choice is a winner for us. In addition, 1810 offer a great range of quality taps, all from stock and with excellent delivery times. The Cavaduo undermount being especially useful as can be used for left or righthand installation.”

Rob Lauder, Modern Homes Ltd

“ Every step of the process when dealing with The 1810 Company is flawless. The staff are friendly and helpful and Neil is fantastic at keeping us up to date with new products. It's been amazing to watch them grow as a company. The next day delivery service is great. Happily recommend them to anyone looking for a hassle free supplier of good quality products.”

Ceri Salter, Ruby Granite Ltd

“ 1810 are a great business partner and supplier to SK. We love the ease of doing business, the communication and the great customer service. Their products show real innovation and we look forward to seeing what the future holds.”

Nathan Hopper, Simply Kitchens Ltd

“ As The 1810 Company have been growing in the industry, so too has our turnover with them. Their unbeatable value for money, coupled with a next day delivery service and the ability to react quickly to completely bespoke products means we have found their ranges very easy to quote for and sell through to our customers.”


David Hannuna, Woodall Refrigeration Ltd

“ We have been in a working relationship with 1810 since the opening of our new showroom in Wakefield and have a super relationship with all the staff. The products are of excellent quality and their aftersales is second to none. Deliveries are arranged at the very earliest dates and nothing is too much trouble if we need product urgently.”

Gary Wade, Seamless Solid Surfaces

And now the boring stuff...

We don't want to be too technical but there are some features about The 1810 Company sinks and taps we think you would like to know.



Quality of manufacturing and integrity of the sinks is very important. We brace all two bowl sinks to eliminate stress on the bridge between the bowls and strengthen the construction (available on all Zen, Luxsoplus and Etro steel sinks).



During manufacture we go the extra mile to finish the edges on our undermount sinks even though it isn't seen when fitted. It also allows certain models to be inset / topmounted for a more luxurious look.



The quality of steel we use meets the most exacting standards 1.2mm, 18 gauge is used for our Zen, Etro, Forza and Luxsoplus models and all steel used is medical grade 18/10 304 quality. The best for stainless steel sink manufacturing.



High heat resistance (1200° C) hygienic and non-porous as well as chemical resistant makes our **CERAMICA PURO** a popular choice. The ultra smooth white surface gives a clean look. Make sure you follow the installation guide.



The purquartz range is manufactured using German technology. Comprising of 80% natural Quartz particles, the sinks are heat resistant (230° C) food stain resistant and will withstand impact. These sinks are durable and made to last, backed by our 75 year guarantee.



What is PVD?
PVD stands for Physical Vapour Deposition. A process used to create a very durable, corrosion and tarnish free finish. PVD is extremely durable but not invincible, scratches will appear as they do with stainless steel but will also develop a patina with time.



Here at The 1810 Company we like to keep things simple so you will notice in our model codes 'BBR' & 'BBL' this is an easy reference for you when ordering...

BBR - Big bowl right

BBL - Big bowl left

See... simple!



INSUSOUND®

Our sinks are treated on the underside with a protective powder coating, which we call 'Insusound'. This will help retain the heat of the water in the bowl, and dramatically reduce noise when fitting a waste disposal unit. (Available on all Zen, Luxsoplus and Etro steel sinks).



All 1810 sinks are supplied with a BS approved maximiser plumbing kit, which is also available to purchase separately. This kit is comprehensive and includes all parts required for any sink installation.

Please refer to the 'How to assemble' video on our website.



A range of quality kitchen taps which not only look great, they can be installed by one person in just seven minutes.



1810 products are manufactured to the highest standard. In accordance with the Construction Products Directive (89 / 106 / EEC), all of our sinks are tested to BS EN 13310: 2003 / BS EN 13310 : 2015 and are CE certified.



The majority of our taps have WRAS approval. Look out for the logo on our tap pages. WRAS Approval is granted by representatives of water suppliers and is therefore accepted by every water supplier in the UK. WRAS Approval is the best way to ensure compliance and that your tap is manufactured to the highest standards.

THE 1810 COMPANY SUPPORTS



REG CHARITY: 1062559 (ENGLAND & WALES), SC039757 (SCOTLAND)

Are a dedicated charity who support young people who have been diagnosed with cancer in the UK. For every 1810 Curvato Trio tap purchased, we will donate £5 to this very worthy cause.



Business management software for the kitchen, bedroom and bathroom industry.



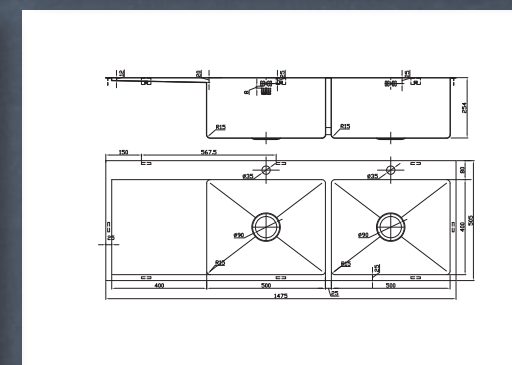
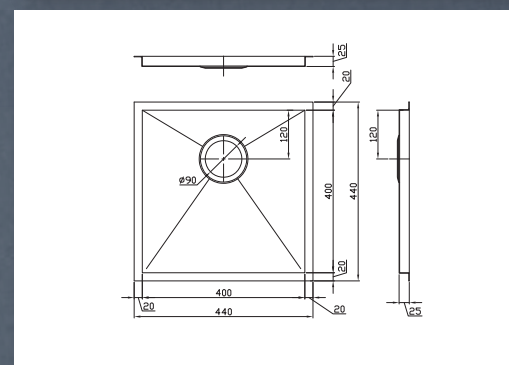
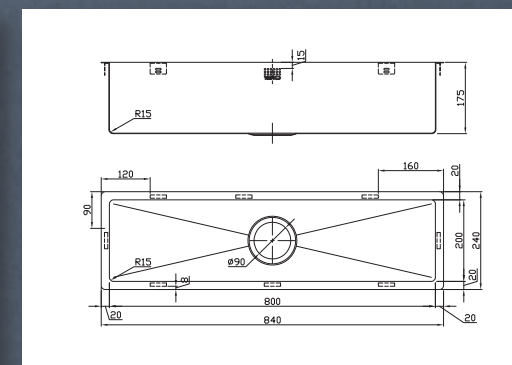
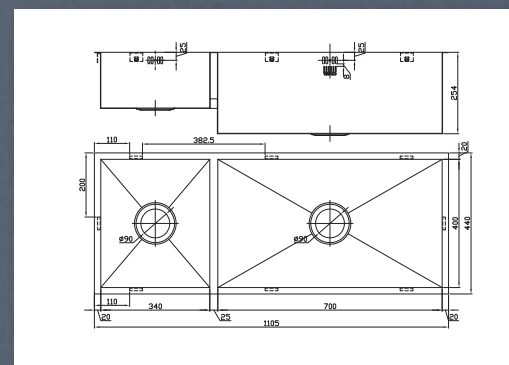
A powerful sales tool to help kitchen dealers create advanced kitchen designs in minutes.



Bespoke kitchen sink manufacturing service

The **1810 Bespoke** service allows you to create a unique sink design either for personal preference or to work within design and space limitations.

Please see below for examples of Bespoke project requests undertaken.



AXIX

Seamless Technology

This new concept allows for a combination of solid surface, quartz or stone and a contemporary designed sink to give a finished look of a steel bottomed material clad sink but without a join between the surface and the sink at the base, that previously was the only option.

This system allows for a straightforward fabrication method that can be completed in the workshop using standard tools and create a watertight solution that allows the use of hot/boiling water taps and creates an upmarket contemporary finish.

The AXIX sinks are manufactured to the same exacting standards of every 1810 sink using 1.2mm, 304 grade stainless steel, a PVD finish in Copper or Gunmetal is also available. All sinks have protective powder coating on the underside (insusound) which insulates helping to retain the heat of the water in the bowl whilst also reducing noise if a waste disposer is fitted. A full maximiser plumbing kit is also supplied providing all parts required for any sink installation.

AXIX is also backed by our 75 year guarantee that warrants the sinks to be free of manufacturing defects in material and workmanship under normal usage. Any warranty on the fabrication component is the responsibility of the fabricator or retailer.





AXIX Set A (shown here) and Set B are suitable for installation in a 600mm cabinet







Base Unit Guide.

300mm



AXIX UNO 190U

500mm




AXIX UNO 450U

800mm



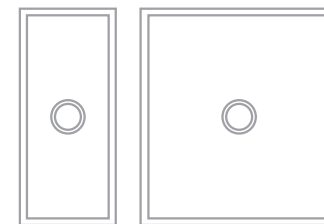
AXIX UNO 700U

600mm



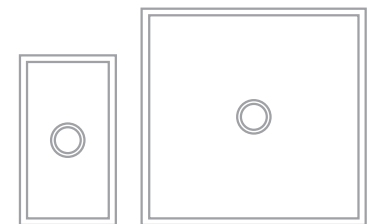
AXIX UNO 500U

600mm



SET A

600mm



SET B

A combination of bowl sizes can be used for bigger base units



STAINLESS STEEL




COPPER



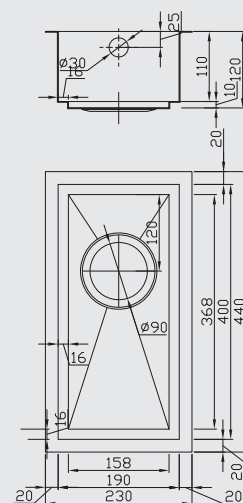
GUNMETAL

AXIXUNO 190U

- Handmade bowl
- Insusound® 
- 3 1/2" basket strainer waste and overflow included
- Individually boxed
- Steel thickness 1.2mm
- Maximiser plumbing kit inc.
- Axix waste tidy included with stainless steel model
- Available in stainless steel, copper and gunmetal

Minimum cabinet size: 300mm

16mm - Solid Surface	
Sink Model 1810 Code	AXIXUNO 190U STAINLESS STEEL SOS AU/19/U/S/16MM/SOS/456
Sink Model 1810 Code	AXIXUNO 190U COPPER SOS AU/19/U/COP/16MM/SOS/556
Sink Model 1810 Code	AXIXUNO 190U GUNMETAL SOS AU/19/U/GM/16MM/SOS/656



STAINLESS STEEL




COPPER



GUNMETAL

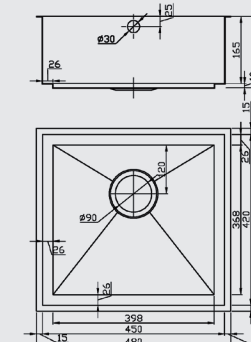
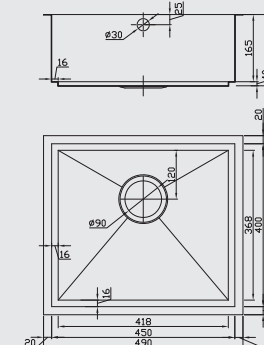
AXIXUNO 450U

- Handmade bowl
- Insusound® 
- 3½" basket strainer waste and overflow included
- Individually boxed
- Steel thickness 1.2mm
- Maximiser plumbing kit inc.
- Axix waste tidy included with stainless steel model
- Available in stainless steel, copper and gunmetal

Minimum cabinet size: 500mm

16mm - Solid Surface	
Sink Model	AXIXUNO 450U – STAINLESS STEEL SOS
1810 Code	AU/45/U/S/16MM/SOS/450
Sink Model	AXIXUNO 450U COPPER SOS
1810 Code	AU/45/U/COP/16MM/SOS/550
Sink Model	AXIXUNO 450U GUNMETAL SOS
1810 Code	AU/45/U/GM/16MM/SOS/650

26mm - Stone/Quartz/Ceramic	
Sink Model	AXIXUNO 450U – STAINLESS STEEL QG
1810 Code	AU/45/U/S/26MM/QG/451
Sink Model	AXIXUNO 450U COPPER QG
1810 Code	AU/45/U/COP/26MM/QG/551
Sink Model	AXIXUNO 450U GUNMETAL Q
1810 Code	AU/45/U/GM/26MM/QG/651





STAINLESS STEEL



COPPER



GUNMETAL



STAINLESS STEEL



COPPER



GUNMETAL



AXIXUNO 500U

- Handmade bowl
- Insusound®
- 3½" basket strainer waste and overflow included
- Individually boxed
- Steel thickness 1.2mm
- Maximiser plumbing kit inc.
- Axix waste tidy included with stainless steel model
- Available in stainless steel, copper and gunmetal

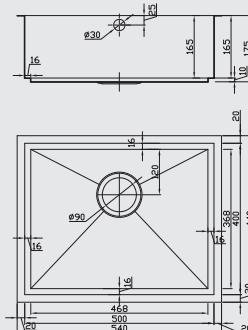
Minimum cabinet size: 600mm

16mm - Solid Surface

Sink Model **AXIXUNO 500U STAINLESS STEEL SOS**
1810 Code **AU/50/U/S/16MM/SOS/452**

Sink Model **AXIXUNO 500U COPPER SOS**
1810 Code **AU/50/U/COP/16MM/SOS/552**

Sink Model **AXIXUNO 500U GUNMETAL SOS**
1810 Code **AU/50/U/GM/16MM/SOS/652**

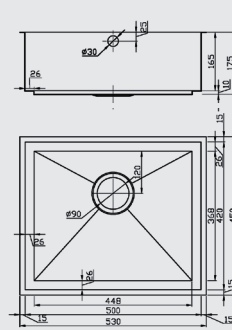


26mm - Stone/Quartz/Ceramic

Sink Model **AXIXUNO 500U STAINLESS STEEL QG**
1810 Code **AU/50/U/S/26MM/QG/453**

Sink Model **AXIXUNO 500U COPPER QG**
1810 Code **AU/50/U/COP/26MM/QG/553**

Sink Model **AXIXUNO 500U GUNMETAL QG**
1810 Code **AU/50/U/GM/26MM/QG/653**



AXIXUNO 700U

- Handmade bowl
- Insusound®
- 3½" basket strainer waste and overflow included
- Individually boxed
- Steel thickness 1.2mm
- Maximiser plumbing kit inc.
- Axix waste tidy included with stainless steel model
- Available in stainless steel, copper and gunmetal

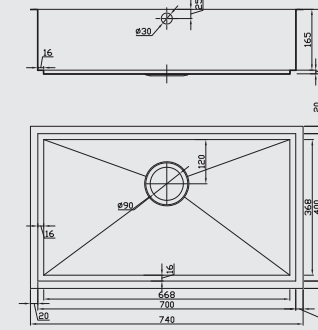
Minimum cabinet size: 800mm

16mm - Solid Surface

Sink Model **AXIXUNO 700U – STAINLESS STEEL SOS**
1810 Code **AU/70/U/S/16MM/SOS/454**

Sink Model **AXIXUNO 700U COPPER SOS**
1810 Code **AU/70/U/COP/16MM/SOS/554**

Sink Model **AXIXUNO 700U GUNMETAL SOS**
1810 Code **AU/70/U/GM/16MM/SOS/654**

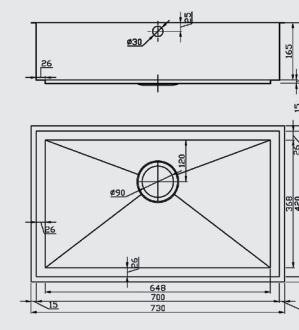


26mm - Stone/Quartz/Ceramic

Sink Model **AXIXUNO 700U – STAINLESS STEEL QG**
1810 Code **AU/70/U/S/26MM/QG/455**

Sink Model **AXIXUNO 700U COPPER QG**
1810 Code **AU/70/U/COP/26MM/QG/555**

Sink Model **AXIXUNO 700U GUNMETAL QG**
1810 Code **AU/70/U/GM/26MM/QG/655**





STAINLESS STEEL



COPPER



GUNMETAL



STAINLESS STEEL



COPPER



GUNMETAL

AXIXUNO - SET A

- Handmade bowls
- Insusound®
- 3½" and mini basket strainer wastes and overflows included
- Individually boxed
- Steel thickness 1.2mm
- Maximiser plumbing kit inc.
- Axix waste tidy included with stainless steel model
- Available in stainless steel, copper and gunmetal

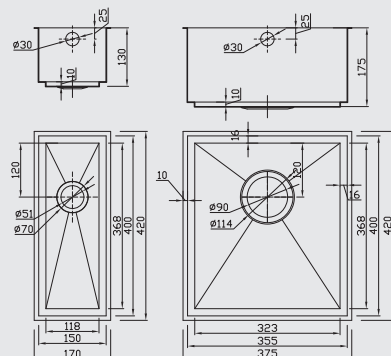
Minimum cabinet size: 600mm

SET A

Sink Model **AXIXUNO SET A - 355U & 150U STAINLESS STEEL (full half bowl)**
1810 Code **AU/3515-400/U/S/16MM/SOS/457**

Sink Model **AXIXUNO SET A - 355U & 150U COPPER (full half bowl)**
1810 Code **AU/3515-400/U/COP/16MM/SOS/557**

Sink Model **AXIXUNO SET A - 355U & 150U GUNMETAL (full half bowl)**
1810 Code **AU/3515-400/U/GM/16MM/SOS/657**



AXIXUNO - SET B

- Handmade bowls
- Insusound®
- 3½" and mini basket strainer wastes and overflows included
- Individually boxed
- Steel thickness 1.2mm
- Maximiser plumbing kit inc.
- Axix waste tidy included with stainless steel model
- Available in stainless steel, copper and gunmetal

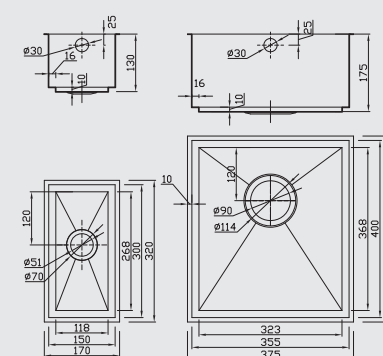
Minimum cabinet size: 600mm

SET B

Sink Model **AXIXUNO SET B - 355U & 150U STAINLESS STEEL (short half bowl)**
1810 Code **AU/3515-300/U/S/16MM/SOS/458**

Sink Model **AXIXUNO SET B - 355U & 150U COPPER (short half bowl)**
1810 Code **AU/3515-300/U/COP/16MM/SOS/558**

Sink Model **AXIXUNO SET B - 355U & 150U GUNMETAL (short half bowl)**
1810 Code **AU/3515-300/U/GM/16MM/SOS/658**





The Zen Range

The Zen Range is a contemporary linear design with striking square and rectangular bowls.

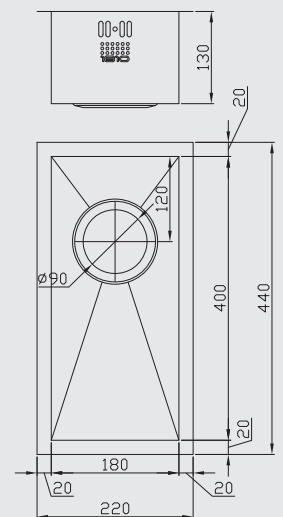


SINK Model **ZENUNO 180U**

1810 Code **ZU/18/U/S/017**

- Undermounted handmade bowl, can also be flushmounted or inset
- Satin finish
- Insusound®
- 3½" basket strainer waste and overflow included
- Individually boxed
- Steel thickness 1.2mm
- Maximiser plumbing kit included

Minimum cabinet size: 300mm
For accessories please see page 166



Shown with waste tidy, see page 166



“An extra deep bowl is a personal choice”

SINK Model ZENUNO 340U

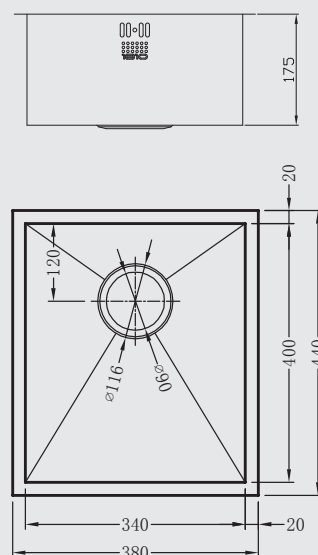
1810 Code **ZU/34/U/S/018**

- Undermounted handmade bowl
Can also be flushmounted or inset
- Satin finish
- Insusound®
- 3½" basket strainer waste and overflow included
- Individually boxed
- Steel thickness 1.2mm
- Maximiser plumbing kit included

Minimum cabinet size: 400mm
For accessories please see page 166



Shown with waste tidy, see page 166



SINK Model ZENUNO 340U DEEP

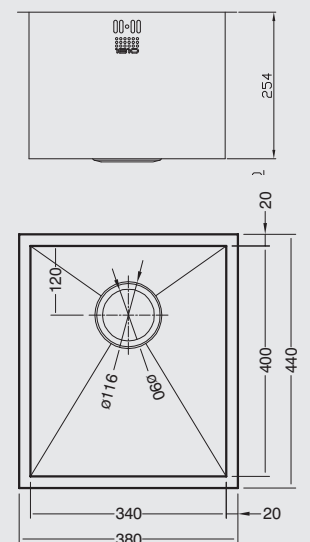
1810 Code **ZU/34/U/D/S/70**

- Undermounted handmade bowl, can also be flushmounted or inset
- Satin finish
- Insusound®
- 3½" basket strainer waste and overflow included
- Individually boxed
- Steel thickness 1.2mm
- Maximiser plumbing kit included

Minimum cabinet size: 400mm
For accessories please see page 166



Shown with waste tidy, see page 166



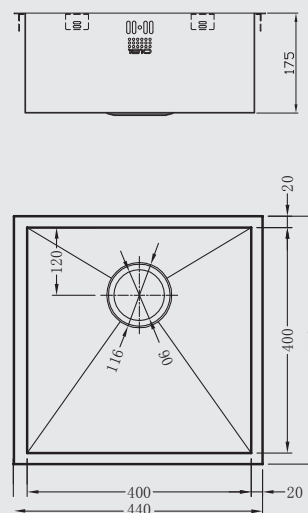
SINK Model **ZENUNO 400U**1810 Code **ZU/40/U/S/019**

- Undermounted handmade bowl includes clips for flush or inset installation
- Satin finish
- Insusound®
- 3½" basket strainer waste and overflow included
- Individually boxed
- Steel thickness 1.2mm
- Maximiser plumbing kit included

Minimum cabinet size: 450mm
For accessories see page 166



Shown with waste tidy, see page 166

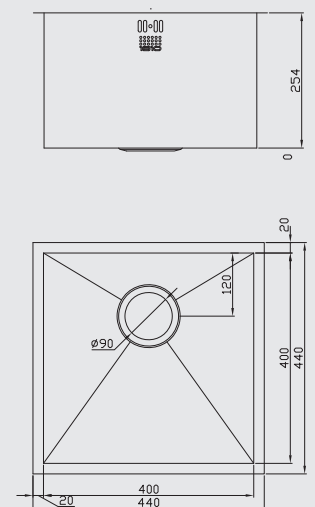
SINK Model **ZENUNO 400U DEEP**1810 Code **ZU/40/U/D/S/071**

- Undermounted handmade bowl includes clips for flush or inset installation
- Satin finish
- Insusound®
- 3½" basket strainer waste and overflow included
- Individually boxed
- Steel thickness 1.2mm
- Maximiser plumbing kit included

Minimum cabinet size: 450mm
For accessories see page 166



Shown with waste tidy, see page 166





“Generous dimensions
for large oven trays and pans”

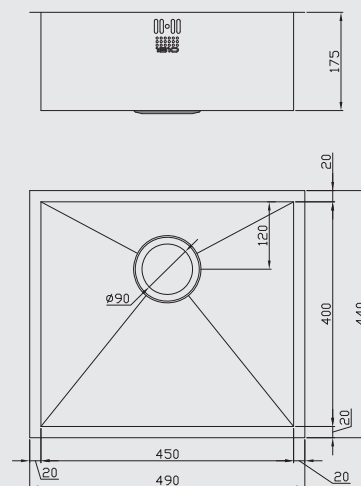
SINK Model ZENUNO 450U

1810 Code ZU/45/U/S/020

- Undermounted handmade bowl includes clips for flush or inset installation
- Satin finish
- Insusound®
- 3½" basket strainer waste and overflow included
- Individually boxed
- Steel thickness 1.2mm
- Maximiser plumbing kit included



Shown with waste tidy, see page 166



Minimum cabinet size: 500mm
For accessories see page 166

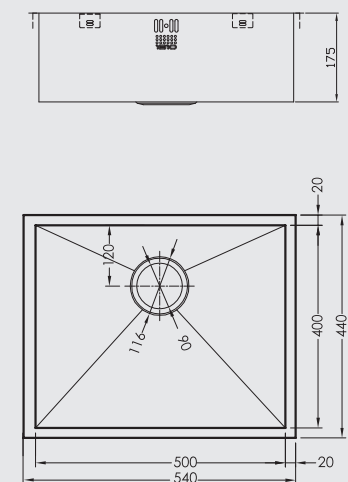
SINK Model ZENUNO 500U

1810 Code ZU/50/U/S/021

- Undermounted handmade bowl includes clips for flush or inset installation
- Satin finish
- Insusound®
- 3½" basket strainer waste and overflow included
- Individually boxed
- Steel thickness 1.2mm
- Maximiser plumbing kit included



Shown with waste tidy, see page 166



Minimum cabinet size: 600mm
For accessories see page 166



“With many people having waste bins, hot taps and waste disposers in their sink base, the offset waste model maximises the space available”

SINK Model ZENUNO 500U DEEP

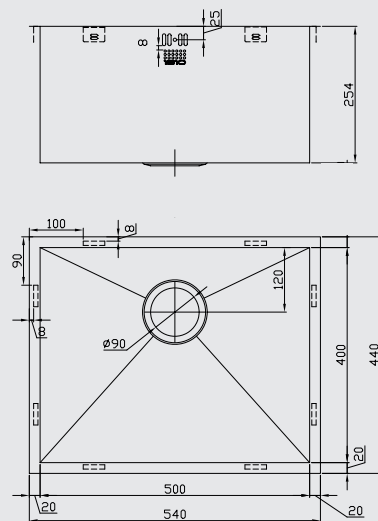
1810 Code **ZU/50/U/D/S/074**

- Undermounted handmade bowl includes clips for flush or inset installation
- Satin finish
- Insusound®
- 3½" basket strainer waste and overflow included
- Individually boxed
- Steel thickness 1.2mm
- Maximiser plumbing kit included

Minimum cabinet size: 600mm
For accessories see page 166



Shown with waste tidy, see page 166





SINK Model ZENUNO 500U OSW

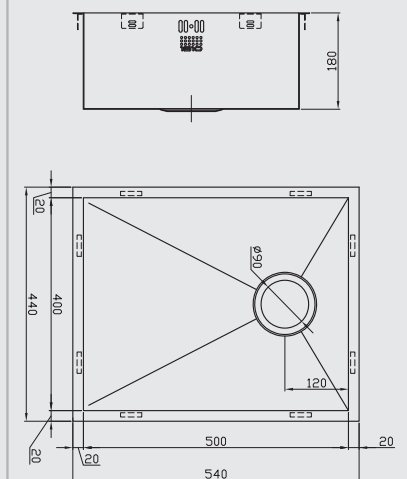
1810 Code **ZU/50/U/S/OSW/061**

- Undermounted handmade bowl includes clips for flush or inset installation
- Satin finish
- Insusound®
- 3½" basket strainer waste and overflow included
- Individually boxed
- Steel thickness 1.2mm
- Maximiser plumbing kit included

Minimum cabinet size: 600mm
For accessories see page 166



Shown with waste tidy, see page 166





“Generous dimensions for large oven trays and pans”

SINK Model **ZENUNO 700U**

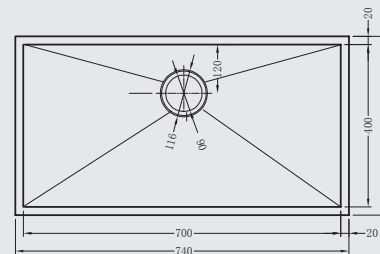
1810 Code **ZU/70/U/S/023**

- Undermounted handmade bowl includes clips for flush or inset installation
- Satin finish
- Insusound®
- 3½" basket strainer waste and overflow included
- Individually boxed
- Steel thickness 1.2mm
- Maximiser plumbing kit included

Minimum cabinet size: 800mm
For accessories see page 166



Shown with waste tidy, see page 166





“With many people having waste bins, hot taps and waste disposers in their sink base, the offset waste model maximises the space available”

SINK Model **ZENUNO 700U OSW**

1810 Code **ZU/70/U/S/OSW/062**

- Undermounted handmade bowl includes clips for flush or inset installation
- Satin finish
- Insusound®
- 3½" basket strainer waste and overflow included
- Individually boxed
- Steel thickness 1.2mm
- Maximiser plumbing kit included

Minimum cabinet size: 800mm
For accessories see page 166



Shown with waste tidy, see page 166

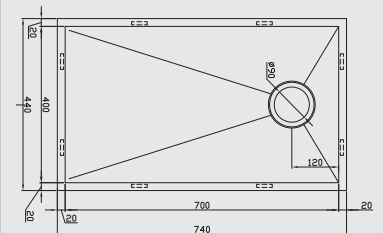




Image shown
ZENDUO 340/180U BBL



Image shown
ZENDUO 550/180U BBL

“The big brother to the popular 340/180 with a bigger main bowl for larger cooking utensils”

SINK Model **ZENDUO 340/180U BBL**
SINK Model **ZENDUO 180/340U BBR**

1810 Code **ZD/3418/U/S/BBL/022**
1810 Code **ZD/1834/U/S/BBR/024**

- Undermounted handmade bowl includes clips for flush or inset installation
- Satin finish
- Insusound®
- 3½" basket strainer waste and overflow included
- Individually boxed
- Steel thickness 1.2mm
- Maximiser plumbing kit included

Minimum cabinet size: 600mm
For accessories see page 166

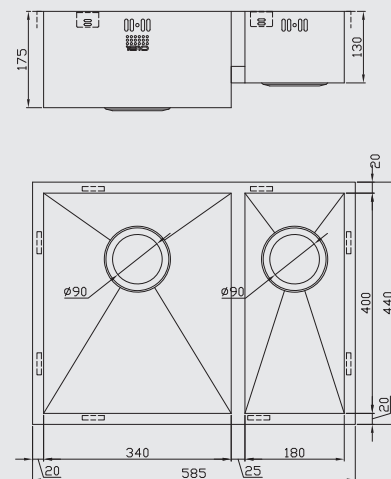


Zenduo 180/340U BBR



Zenduo 340/180U BBL

Shown with waste tidy, see page 166



SINK Model **ZENDUO 550/180U BBL**
SINK Model **ZENDUO 180/550U BBR**

1810 Code **ZD/5518/U/S/BBL/028**
1810 Code **ZD/1855/U/S/BBR/029**

- Undermounted handmade bowl includes clips for flush or inset installation
- Satin finish
- Insusound®
- 3½" basket strainer waste and overflow included
- Individually boxed
- Steel thickness 1.2mm
- Maximiser plumbing kit included

Minimum cabinet size: 800mm
For accessories see page 166

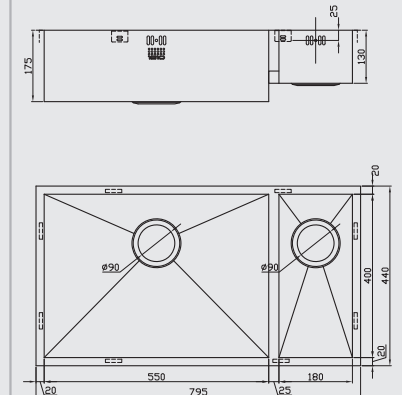


Zenduo 180/550U BBR



Zenduo 550/180U BBL

Shown with waste tidy, see page 166





“A versatile double bowl that will fit into an 800mm unit”

SINK Model **ZENDUO 700/180U**

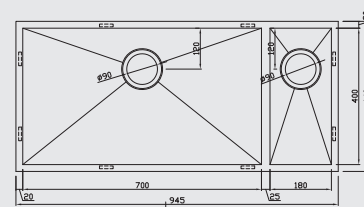
1810 Code **ZD/7018/U/D/S/072**

- Undermounted handmade bowl includes clips for flush or inset installation
- Satin finish
- Insusound®
- 3½" basket strainer waste and overflow included
- Individually boxed
- Steel thickness 1.2mm
- Maximiser plumbing kit included

Minimum cabinet size: 1000mm
For accessories see page 166



Shown with waste tidy, see page 166



SINK Model **ZENDUO 340/340U**

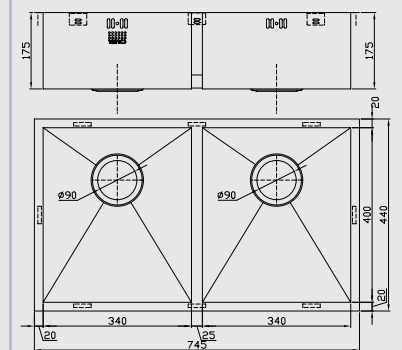
1810 Code **ZD/3434/U/S/075**

- Undermounted handmade bowl includes clips for flush or inset installation
- Satin finish
- Insusound®
- 3½" basket strainer waste and overflow included
- Individually boxed
- Steel thickness 1.2mm
- Maximiser plumbing kit included

Minimum cabinet size: 800mm
For accessories see page 166



Shown with waste tidy, see page 166





“Two good sized bowls,
very practical”

SINK Model **ZENDUO 400/400U**

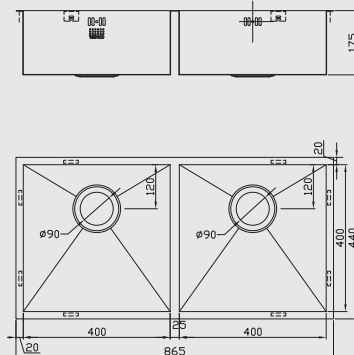
1810 Code **ZD/4040/U/S/025**

- Undermounted handmade bowl includes clips for flush or inset installation
- Satin finish
- Insusound®
- 3½" basket strainer waste and overflow included
- Individually boxed
- Steel thickness 1.2mm
- Maximiser plumbing kit included

Minimum cabinet size: 900mm
For accessories see page 166



Shown with waste tidy, see page 166



“Similar to the ZD 400/400 but with an
extra 79mm depth and a clever divider
allowing 2 bowls to be used
independently or have 1 big bowl”



SINK Model **ZENDUO 415/415U DEEP**

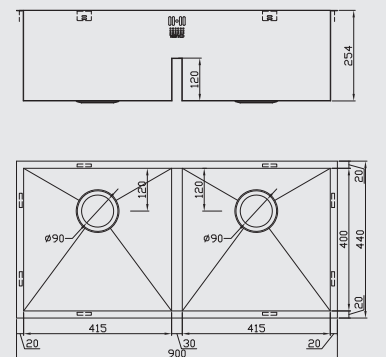
1810 Code **ZD/4141/U/D/S/073**

- Undermounted handmade bowl includes clips for flush or inset installation
- Satin finish
- Insusound®
- 3½" basket strainer waste and overflow included
- Individually boxed
- Steel thickness 1.2mm
- Maximiser plumbing kit included

Minimum cabinet size: 900mm
For accessories see page 166



Shown with waste tidy, see page 166





“3 bowls, a practical sink when you don't always want to use your dishwasher”

SINK Model **ZENTRIO 340/180/340U**


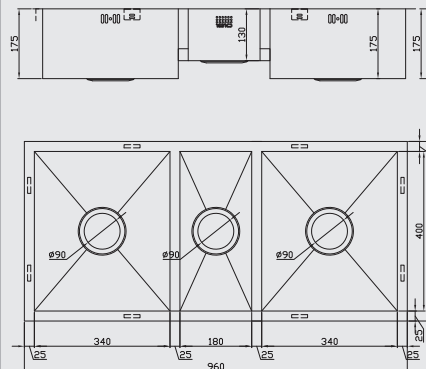
1810 Code **ZT/341834/U/S/115**

- Undermounted handmade bowl includes clips for flush or inset installation
- Satin finish
- Insusound®
- 3½" basket strainer waste and overflow included
- Individually boxed
- Steel thickness 1.2mm
- Maximiser plumbing kit included

Minimum cabinet size: 1000mm
For accessories see page 166



Shown with waste tidy, see page 166



“With curves popular in kitchen design you can have the WOW factor with this sink”

SINK Model **ZENUNO 675U CURVE**

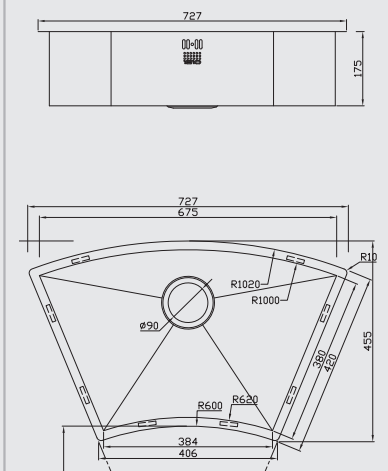
1810 Code **ZU/675/U/S/200**

- Undermounted handmade bowl includes clips for flush or inset installation
- Satin finish
- Insusound®
- 3½" basket strainer waste and overflow included
- Individually boxed
- Steel thickness 1.5mm
- Maximiser plumbing kit included

Minimum cabinet size: 800mm or corner base
For accessories see page 166



Shown with waste tidy, see page 166



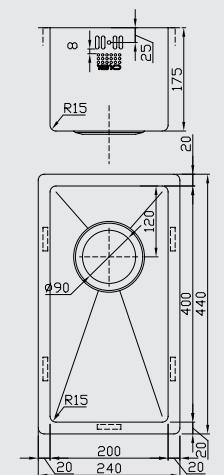


SINK Model **ZENUNO15 200U**

1810 Code **ZU/20/U15/S/086**

- Undermounted 15mm radius handmade bowl includes clips for flush or inset installation
- Satin finish
- Insusound®
- 3½" basket strainer waste and overflow included
- Individually boxed
- Steel thickness 1.2 mm
- Maximiser plumbing kit included

Minimum cabinet size: 300mm
For accessories see page 166



Shown with waste tidy, see page 166

The Zen15 Range

The Zen15 range features a contemporary linear design with a subtle 15mm internal radius.

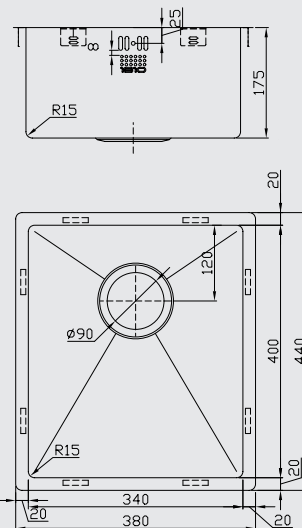
SINK Model **ZENUNO15 340U**1810 Code **ZU/34/U15/S/087**

- Undermounted 15mm radius handmade bowl includes clips for flush or inset installation
- Satin finish
- Insusound®
- 3½" basket strainer waste and overflow included
- Individually boxed
- Steel thickness 1.2 mm
- Maximiser plumbing kit included

Minimum cabinet size: 400mm
For accessories see page 166



Shown with waste tidy, see page 166

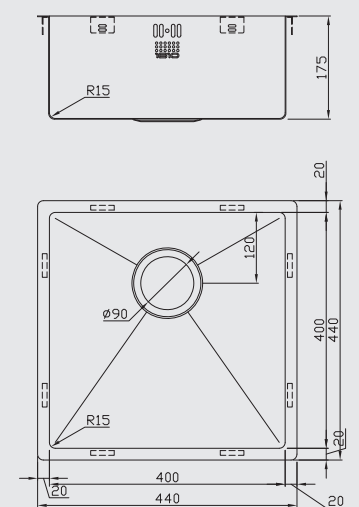
SINK Model **ZENUNO15 400U**1810 Code **ZU/40/U15/S/080**

- Undermounted 15mm radius handmade bowl includes clips for flush or inset installation
- Satin finish
- Insusound®
- 3½" basket strainer waste and overflow included
- Individually boxed
- Steel thickness 1.2 mm
- Maximiser plumbing kit included

Minimum cabinet size: 450mm
For accessories see page 166



Shown with waste tidy, see page 166



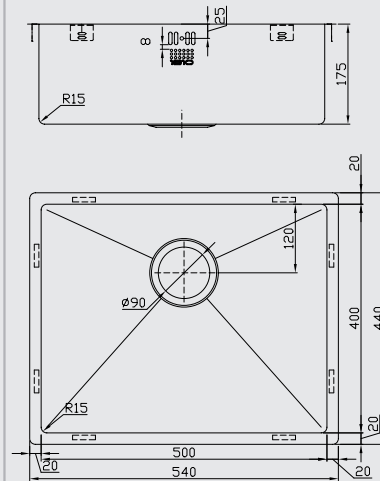
SINK Model **ZENUNO15 500U**1810 Code **ZU/50/U15/S/088**

- Undermounted 15mm radius handmade bowl includes clips for flush or inset installation
- Satin finish
- Insusound®
- 3½" basket strainer waste and overflow included
- Individually boxed
- Steel thickness 1.2 mm
- Maximiser plumbing kit included

Minimum cabinet size: 600mm
For accessories see page 166



Shown with waste tidy, see page 166

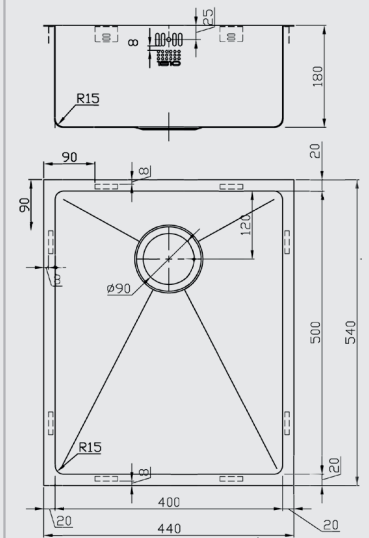
SINK Model **ZENUNO15 500U OSW**1810 Code **ZU/50/U15/S/OSW/066**

- Undermounted 15mm radius handmade bowl includes clips for flush or inset installation
- Satin finish
- Insusound®
- 3½" basket strainer waste and overflow included
- Individually boxed
- Steel thickness 1.2 mm
- Maximiser plumbing kit included

Minimum cabinet size: 600mm
For accessories see page 166




Shown with waste tidy, see page 166

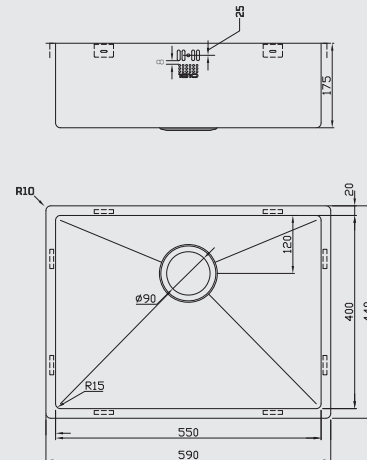


SINK Model **ZENUNO15 550U**1810 Code **ZU/55/U15/S/081**

- Undermounted 15mm radius handmade bowl includes clips for flush or inset installation
- Satin finish
- Insusound®
- 3½" basket strainer waste and overflow included
- Individually boxed
- Steel thickness 1.2 mm
- Maximiser plumbing kit included



Shown with waste tidy, see page 166



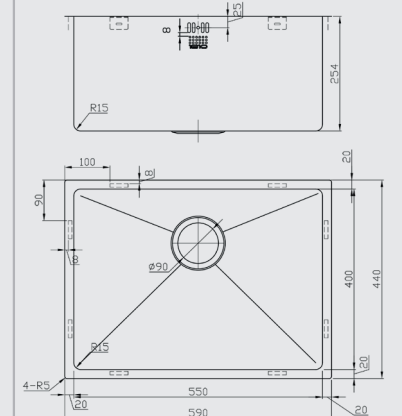
Minimum cabinet size: 600mm
For accessories see page 166

SINK Model **ZENUNO15 550U DEEP**1810 Code **ZU/55/U15/D/S/078**

- Undermounted 15mm radius handmade bowl includes clips for flush or inset installation
- Satin finish
- Insusound®
- 3½" basket strainer waste and overflow included
- Individually boxed
- Steel thickness 1.2 mm
- Maximiser plumbing kit included



Shown with waste tidy, see page 166



Minimum cabinet size: 600mm
For accessories see page 166

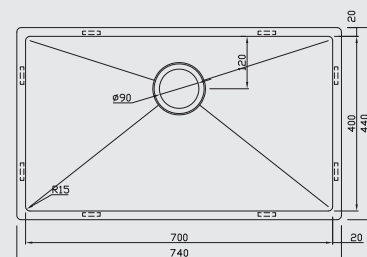
SINK Model **ZENUNO15 700U**1810 Code **ZU/70/U15/S/083**SINK Model **ZENUNO15 700U OSW**1810 Code **ZU/70/U15/S/OSW/067**

- Undermounted 15mm radius handmade bowl includes clips for flush or inset installation
- Satin finish
- Insusound®
- 3½" basket strainer waste and overflow included
- Individually boxed
- Steel thickness 1.2 mm
- Maximiser plumbing kit included

Minimum cabinet size: 800mm
For accessories see page 166



Shown with waste tidy, see page 166

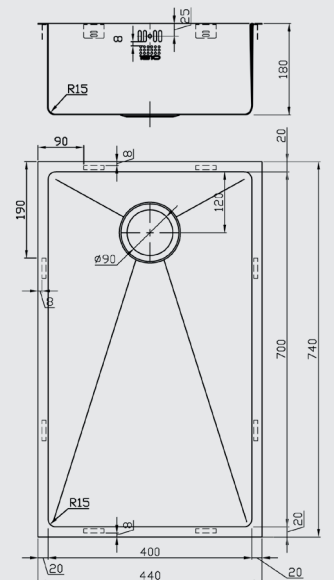


- Undermounted 15mm radius handmade bowl includes clips for flush or inset installation
- Satin finish
- Insusound®
- 3½" basket strainer waste and overflow included
- Individually boxed
- Steel thickness 1.2 mm
- Maximiser plumbing kit included

Minimum cabinet size: 800mm
For accessories see page 166



Shown with waste tidy, see page 166





SINK Model **ZENUNO15 700U DEEP**

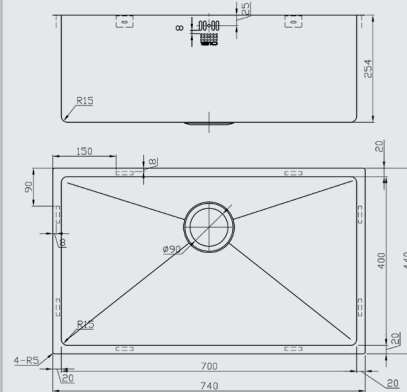
1810 Code **ZU/70/U15/D/S/077**

- Undermounted 15mm radius handmade bowl includes clips for flush or inset installation
- Satin finish
- Insusound®
- 3½" basket strainer waste and overflow included
- Individually boxed
- Steel thickness 1.2 mm
- Maximiser plumbing kit included

Minimum cabinet size: 800mm
For accessories see page 166



Shown with waste tidy, see page 166



“A variant of our biggest seller with a gentle 15mm internal radius!”

Image shown
ZENDUO15 340/180U BBL

SINK Model **ZENDUO15 340/180U BBL**
SINK Model **ZENDUO15 180/340U BBR**

1810 Code **ZD/3418/U15/S/BBL/085**
1810 Code **ZD/1834/U15/S/BBR/082**

- Undermounted 15mm radius handmade bowl includes clips for flush or inset installation
- Satin finish
- Insusound®
- 3½" basket strainer waste and overflow included
- Individually boxed
- Steel thickness 1.2 mm
- Maximiser plumbing kit included

Minimum cabinet size: 600mm
For accessories see page 166

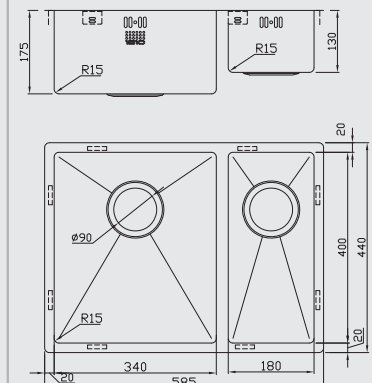


ZENDUO15 180/340U BBR



ZENDUO15 340/180U BBL

Shown with waste tidy, see page 166





“A larger version of the 340/180 15R with bigger bowls for larger cooking utensils”

Image shown
ZENDUO15 550/200U BBL

SINK Model **ZENDUO15 550/200U BBL** 1810 Code **ZD/5520/U15/S/BBL/150**
SINK Model **ZENDUO15 200/550U BBR** 1810 Code **ZD/2055/U15/S/BBR/151**

- Undermounted 15mm radius handmade bowl includes clips for flush or inset installation
- Satin finish
- Insusound®
- 3½" basket strainer waste and overflow included
- Individually boxed
- Steel thickness 1.2 mm
- Maximiser plumbing kit included

Minimum cabinet size: 900mm
For accessories see page 166

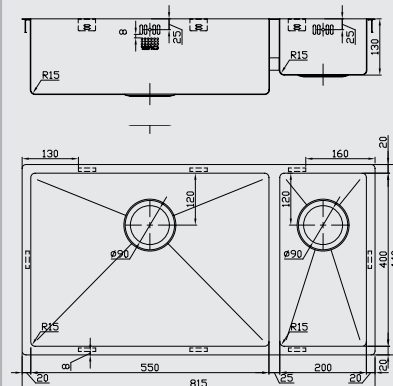


ZENDUO15 200/550U BBR



ZENDUO15 550/200U BBL

Shown with waste tidy, see page 166



“Two good sized bowls, very practical”



SINK Model **ZENDUO15 400/400U**

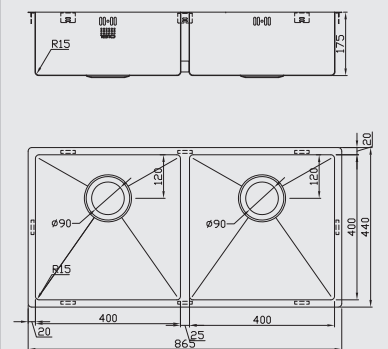
1810 Code **ZD/4040/U15/S/084**

- Undermounted 15mm radius handmade bowl includes clips for flush or inset installation
- Satin finish
- Insusound®
- 3½" basket strainer waste and overflow included
- Individually boxed
- Steel thickness 1.2 mm
- Maximiser plumbing kit included

Minimum cabinet size: 900mm
For accessories see page 166



Shown with waste tidy, see page 166





The Zen15 PVD Range


The Zen15 PVD range are handmade bowls finished in a durable PVD coating.



Image shown
ZENUNO15 400U - GUNMETAL

SINK Model **ZENUNO15 400U - COPPER**
SINK Model **ZENUNO15 400U - GUNMETAL**

1810 Code **ZU/40/U15/COP/600**
1810 Code **ZU/40/U15/GM/601**

- Undermounted 15mm radius handmade bowl
- Includes clips for flush or inset installation
- PVD coated in a copper or gunmetal finish
- 3½" basket strainer waste and concealed overflow included
- Maximiser plumbing kit included
- Insusound® 
- Steel thickness 1.2mm
- Individually boxed

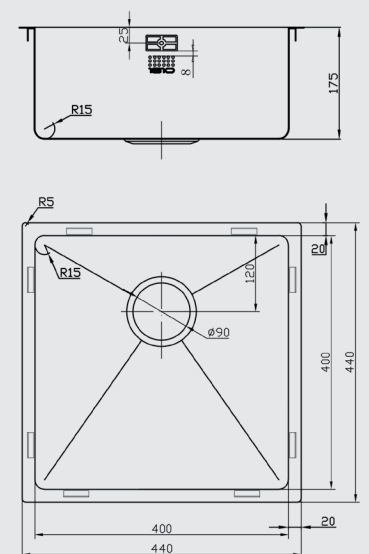
Minimum cabinet size: 450mm
For accessories see page 166



ZENUNO15 400U - COPPER



ZENUNO15 400U - COPPER





“The latest trend, available throughout your kitchen design”

Image shown
ZENUNO15 500U - COPPER



“Extremely popular, picking up grey accents in kitchen furniture and worktops”

Image shown
ZENUNO15 700U - GUNMETAL

SINK Model **ZENUNO15 500U - COPPER**
SINK Model **ZENUNO15 500U - GUNMETAL**

1810 Code **ZU/50/U15/COP/602**
1810 Code **ZU/50/U15/GM/603**

- Undermounted 15mm radius handmade bowl
- Includes clips for flush or inset installation
- PVD coated in a copper or gunmetal finish
- 3½" basket strainer waste and concealed overflow included
- Maximiser plumbing kit included
- Insusound®
- Steel thickness 1.2mm
- Individually boxed

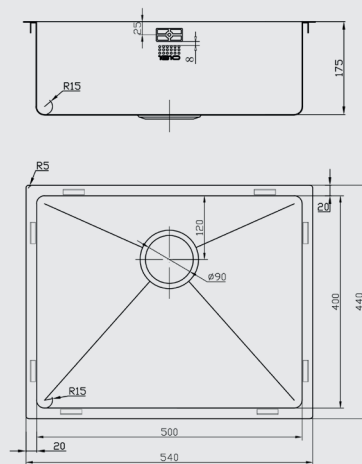
Minimum cabinet size: 600mm
For accessories see page 166



ZENUNO15 500U - GUNMETAL



ZENUNO15 500U - GUNMETAL



SINK Model **ZENUNO15 700U - COPPER**
SINK Model **ZENUNO15 700U - GUNMETAL**

1810 Code **ZU/70/U15/COP/604**
1810 Code **ZU/70/U15/GM/605**

- Undermounted 15mm radius handmade bowl
- Includes clips for flush or inset installation
- PVD coated in a copper or gunmetal finish
- 3½" basket strainer waste and concealed overflow included
- Maximiser plumbing kit included
- Insusound®
- Steel thickness 1.2mm
- Individually boxed

Minimum cabinet size: 800mm
For accessories see page 166



ZENUNO15 700U - COPPER



ZENUNO15 700U - COPPER

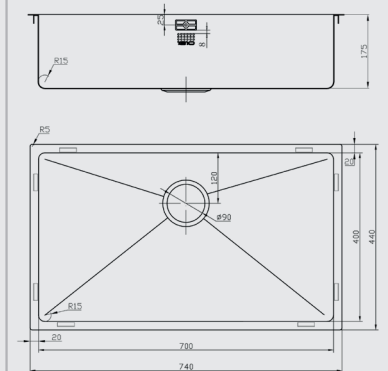




Image shown
ZENDUO 310/180 I-F BBL

SINK Model **ZENDUO 310/180 I-F BBL**
SINK Model **ZENDUO 180/310 I-F BBR**

1810 Code **ZD/3118/IF/S/BBL/006**
1810 Code **ZD/1831/IF/S/BBR/005**

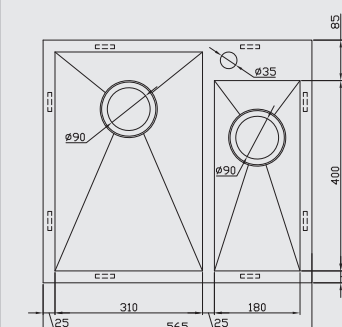
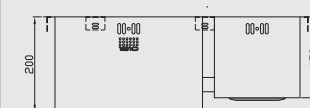
- Handmade inset bowl, can also be flushfit or undermounted
- Satin finish
- Insusound®
- 3½" basket strainer waste and overflow included
- Individually boxed
- Steel thickness 1.2 mm
- Maximiser plumbing kit included



ZENDUO 180/310 I-F BBR



ZENDUO 310/180 I-F BBL
Shown with waste tidy, see page 166



Minimum cabinet size: 600mm
For accessories see page 166

The Zen I-F Range

The I-F range are handmade insets with a slim 1.2mm profile for a flush look.



“Good size deep bowl with 2 drainers,
what more can you say!”



Image shown
ZENUNO 5I-F BBL

SINK Model **ZENUNO 45 I-F DEEP**

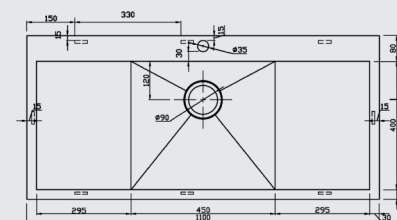
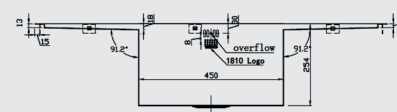
1810 Code **ZU/45/IF/D/S/045**

- Handmade inset bowl, can also be flushfit or undermounted
- Satin finish
- Insusound®
- 3½" basket strainer waste and overflow included
- Individually boxed
- Steel thickness 1.2 mm
- Maximiser plumbing kit included

Minimum cabinet size: 500mm
For accessories see page 166



Shown with waste tidy, see page 166



SINK Model **ZENUNO 5 I-F BBL**
SINK Model **ZENUNO 5 I-F BBR**

1810 Code **ZU/5/IF/S/BBL/039**
1810 Code **ZU/5/IF/S/BBR/026**

- Handmade inset bowl, can also be flushfit or undermounted
- Satin finish
- Insusound®
- 3½" basket strainer waste and overflow included
- Individually boxed
- Steel thickness 1.2 mm
- Maximiser plumbing kit included

Minimum cabinet size: 500mm
For accessories see page 166

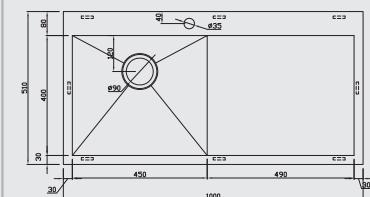
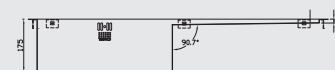


Zenuno 5 I-F BBR



Zenuno 5 I-F BBL

Shown with waste tidy, see page 166





“Generously proportioned deep bowl and drainer, swallows up the biggest pans!”

Image shown
ZENDUO 70I-F BBL



“A traditional inset sink handmade for a contemporary look”

Image shown
ZENDUO 6I-F BBL

SINK Model **ZENUNO 70 I-F DEEP BBL**
SINK Model **ZENUNO 70 I-F DEEP BBR**

1810 Code **ZU/70/IF/D/S/BBL/040**
1810 Code **ZU/70/IF/D/S/BBR/041**

- Handmade inset bowl, can also be flushfit or undermounted
- Satin finish
- Insusound®
- 3½" basket strainer waste and overflow included
- Individually boxed
- Steel thickness 1.2 mm
- Maximiser plumbing kit included

Minimum cabinet size: 800mm
For accessories see page 166

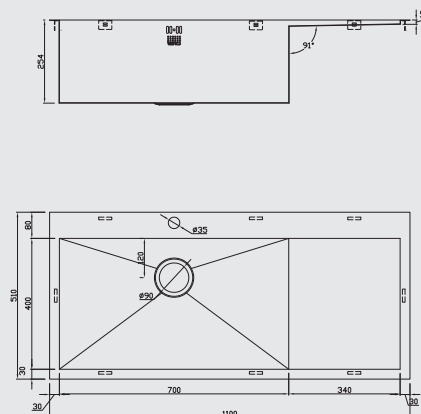


Zenuno 70 I-F BBL



Zenuno 70 I-F BBL

Shown with waste tidy, see page 166



- Handmade inset bowl, can also be flushfit or undermounted
- Satin finish
- Insusound®
- 3½" basket strainer waste and overflow included
- Individually boxed
- Steel thickness 1.2mm
- Maximiser plumbing kit included

Minimum cabinet size: 600mm
For accessories see page 166

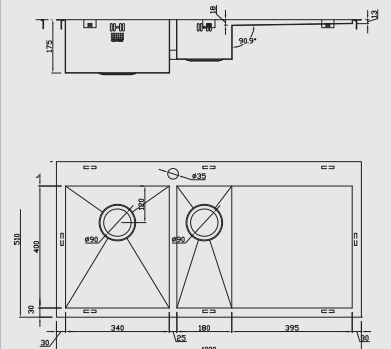


Zendo 6 I-F BBL



Zendo 6 I-F BBL

Shown with waste tidy, see page 166



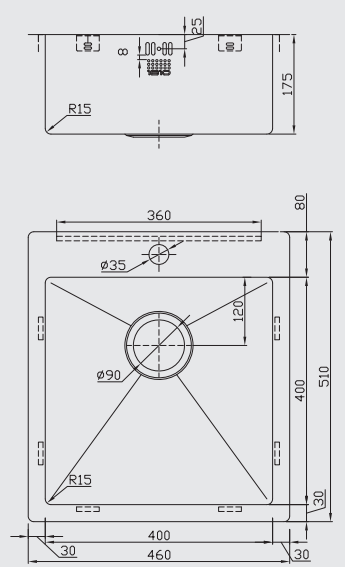


SINK Model **ZENUNO15 400 I-F**

1810 Code **ZU/40/IF/U15/S/089**

- Handmade 15mm radius inset bowl, can also be flushfit or undermounted
- Satin finish
- Insusound®
- 3½" basket strainer waste and overflow included
- Individually boxed
- Steel thickness 1.2 mm
- Maximiser plumbing kit included

Minimum cabinet size: 450mm
For accessories see page 166



Shown with waste tidy, see page 166

The Zen15 I-F Range

The Zen15 I-F range are handmade insets with a 15mm internal radius.

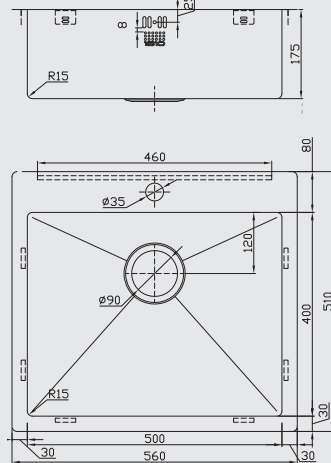
SINK Model **ZENUNO15 500 I-F**1810 Code **ZU/50/IF/U15/S/090**

- Handmade 15mm radius inset bowl, can also be flushfit or undermounted
- Satin finish
- Insusound®
- 3½" basket strainer waste and overflow included
- Individually boxed
- Steel thickness 1.2 mm
- Maximiser plumbing kit included

Minimum cabinet size: 600mm
For accessories see page 166



Shown with waste tidy, see page 166

SINK Model **ZENUNO15 700 I-F**1810 Code **ZU/70/IF/U15/S/099**

- Handmade 15mm radius inset bowl, can also be flushfit or undermounted
- Satin finish
- Insusound®
- 3½" basket strainer waste and overflow included
- Individually boxed
- Steel thickness 1.2 mm
- Maximiser plumbing kit included

Minimum cabinet size: 800mm
For accessories see page 166



Shown with waste tidy, see page 166

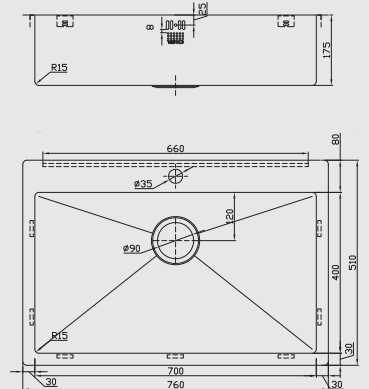




Image shown
ZENUNO15 5 I-F BBL

SINK Model **ZENUNO15 5 I-F BBL**
SINK Model **ZENUNO15 5 I-F BBR**

1810 Code **ZU/5/IF/U15/S/BBL/153**
1810 Code **ZU/5/IF/U15/S/BBR/152**

- Handmade 15mm radius inset bowl, can also be flushfit or undermounted
- Satin finish
- Insusound®
- 3½" basket strainer waste and overflow included
- Individually boxed
- Steel thickness 1.2 mm
- Maximiser plumbing kit included

Minimum cabinet size: 500mm
For accessories see page 166



Zenuno15 5 I-F BBR



Zenuno15 5 I-F BBL

Shown with waste tidy, see page 166

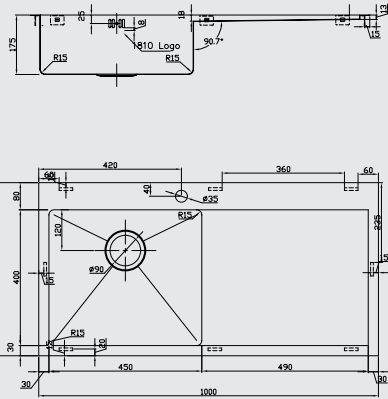


Image shown
ZENUNO15 55 I-F BBL

SINK Model **ZENUNO15 55 I-F BBL**
SINK Model **ZENUNO15 55 I-F BBR**

1810 Code **ZU/55/IF/U15/S/BBL/156**
1810 Code **ZU/55/IF/U15/S/BBR/157**

- Handmade 15mm radius inset bowl, can also be flushfit or undermounted
- Satin finish
- Insusound®
- 3½" basket strainer waste and overflow included
- Individually boxed
- Steel thickness 1.2mm
- Maximiser plumbing kit included

Minimum cabinet size: 600mm
For accessories please see page 166

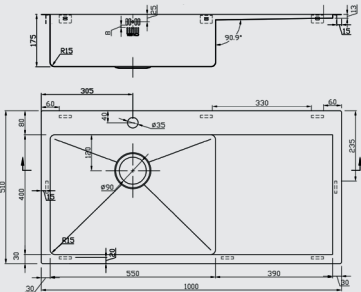


Zenuno15 55 I-F BBR



Zenuno15 55 I-F BBL

Shown with waste tidy, see page 166





“A popular 1.5 bowl inset with a 15mm internal radius”

Image shown
ZENDUO15 6 I-F BBL



Image shown
ZENDUO15 34/34 I-F BBL

SINK Model **ZENDUO15 6 I-F BBL**
SINK Model **ZENDUO15 6 I-F BBR**

1810 Code **ZD/6/IF/U15/S/BBL/155**
1810 Code **ZD/6/IF/U15/S/BBR/154**

SINK Model **ZENDUO15 34/34 I-F BBL**
SINK Model **ZENDUO15 34/34 I-F BBR**

1810 Code **ZD/3434/IF/U15/S/BBL/158**
1810 Code **ZD/3434/IF/U15/S/BBR/159**

- Handmade 15mm radius inset bowl, can also be flushfit or undermounted
- Satin finish
- Insusound®
- 3½" basket strainer waste and overflow included
- Individually boxed
- Steel thickness 1.2 mm
- Maximiser plumbing kit included

Minimum cabinet size: 600mm
For accessories see page 166

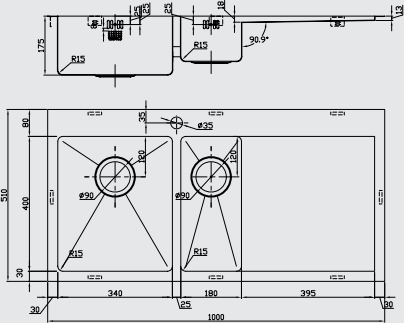


Zenduo15 6 I-F BBR



Zenduo15 6 I-F BBL

Shown with waste tidy, see page 166



- Handmade 15mm radius inset bowl, can also be flushfit or undermounted
- Satin finish
- Insusound®
- 3½" basket strainer waste and overflow included
- Individually boxed
- Steel thickness 1.2mm
- Maximiser plumbing kit included

Minimum cabinet size: 800mm
For accessories see page 166

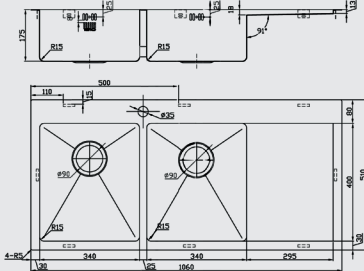


Zenduo15 34/34 I-F BBR



Zenduo15 34/34 I-F BBL


Shown with waste tidy, see page 166



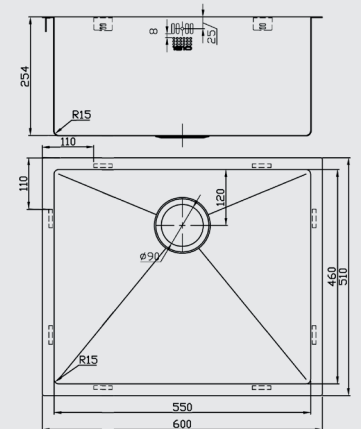


SINK Model ZENUNO15 550U XXL DEEP

1810 Code ZU/55/U15/D/S/XXL/501

- Undermounted 15mm radius handmade bowl
- Includes clips for flush or inset installation
- Satin finish
- Insusound® 
- 3½" basket strainer waste and overflow included
- Individually boxed
- Steel thickness 1.2 mm
- Maximiser plumbing kit included

Minimum cabinet size: 600mm
For accessories see page 166



Shown with waste tidy, see page 166

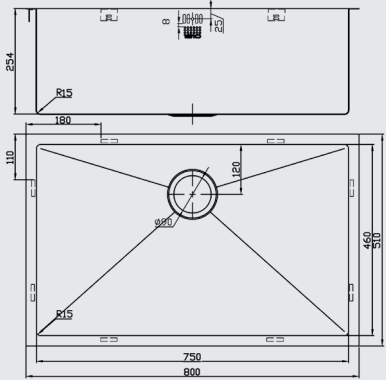


Image shown
ZENDUO15 550/340U XXL DEEP BBL

SINK Model **ZENUNO15 750U XXL DEEP**

1810 Code **ZU/75/U15/D/S/XXL/502**

- Undermounted 15mm radius handmade bowl
- Includes clips for flush or inset installation
- Satin finish
- Insusound®
- 3½" basket strainer waste and overflow included
- Individually boxed
- Steel thickness 1.2 mm
- Maximiser plumbing kit included



Shown with waste tidy, see page 166

Minimum cabinet size: 900mm
For accessories see page 166

SINK Model **ZENDUO15 550/340U XXL DEEP BBL**

1810 Code **ZD/5534/U15/D/S/XXL/503**

SINK Model **ZENDUO15 340/550U XXL DEEP BBR**

1810 Code **ZD/3455/U15/D/S/XXL/504**

- Undermounted 15mm radius handmade bowl
- Includes clips for flush or inset installation
- Satin finish
- Insusound®
- 3½" basket strainer waste and overflow included
- Individually boxed
- Steel thickness 1.2 mm
- Maximiser plumbing kit included



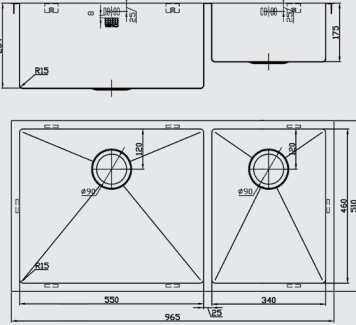
Zenduo15 340/550U XXL DEEP BBR



Zenduo15 550/340U XXL DEEP BBL

Shown with waste tidy, see page 166

Minimum cabinet size: 1000mm
For accessories see page 166





The **Accessory Trough** Range

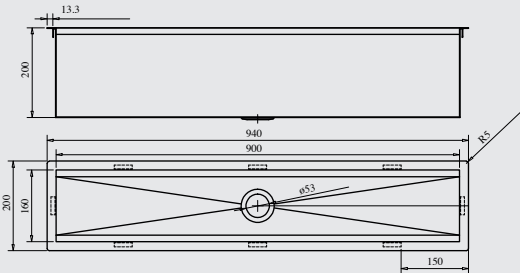
A versatile 1810 trough is the perfect addition to any new kitchen whether you are a regular party host or require the individuality of the accessories available.



TROUGH Model **ACCESSORY TROUGH 900**

1810 Code
AC-CHAN/900/S/201

- Handmade undermount trough
- Can also be flushfit or inset
- Satin finish
- Steel thickness 1.2mm
- Can be plumbed in (waste kit included)
- Accommodates 3 x accessories
- L 940mm W 200mm H 200mm



For accessories please
see pages 84 & 167



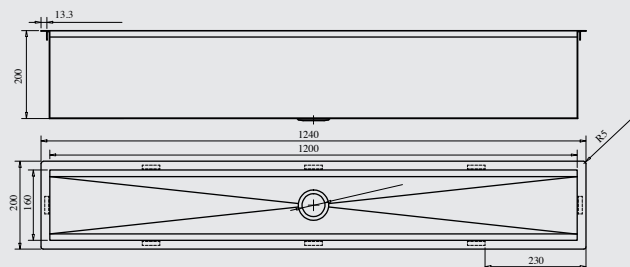
Image shown
ACCESSORY TROUGH 900

TROUGH Model ACCESSORY TROUGH 1200

1810 Code
AC-CHAN/1200/S/202

- Handmade undermount trough
- Can also be flushfit or inset
- Satin finish
- Steel thickness 1.2mm
- Can be plumbed in (waste kit included)
- Accommodates 4 x accessories
- L 1240 mm W200mm H 200mm


For accessories please
see pages 84 & 167



ACCESSORIES

1810 Code
AC-CHAN-PACK 1 / 2 / 3

GLASS DRAINER
COLANDER
DISH RACK
AC-CHAN-PACK 1



- Manufactured from 1.2mm thick stainless steel

CHOPPING BOARD HOLDER
CHOPPING BOARDS X 3
AC-CHAN-PACK2



- Board holder manufactured from 1.2mm thick stainless steel
- Sapele wood chopping boards

KNIFE BLOCK
(KNIVES NOT INCLUDED)
AC-CHAN-PACK3



- Sapele wood knife block




The Luxsoplus Range

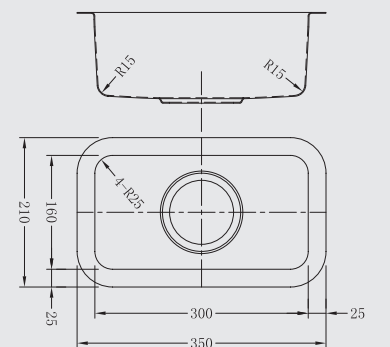
The Luxsoplus Range is a contemporary design with 25mm radius corners.

SINK Model **LUXSOPLUSUNO25 160U**

1810 Code **LPU/16/U25/S/350**

- Undermount bowl
- Satin finish
- Insusound® 
- 3½" basket strainer waste included
- Individually boxed
- Steel thickness 1.2mm
- Cut out template

Minimum cabinet size: 300mm
For accessories see page 166



Shown with waste tidy, see page 166


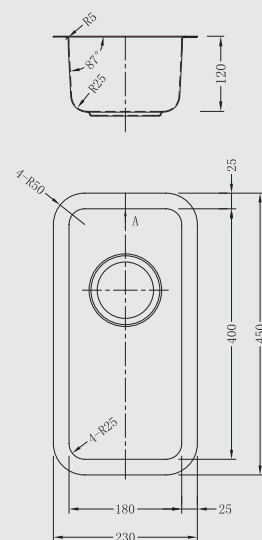
SINK Model **LUXSOPLUSUNO25 180U**1810 Code **LPU/18/U25/S/351**

- Undermount bowl
- Satin finish
- Insusound®
- 3 1/2" basket strainer waste and concealed overflow included
- Individually boxed
- Steel thickness 1.2mm
- Cut out template

Minimum cabinet size: 300mm
For accessories see page 166



Shown with waste tidy, see page 166

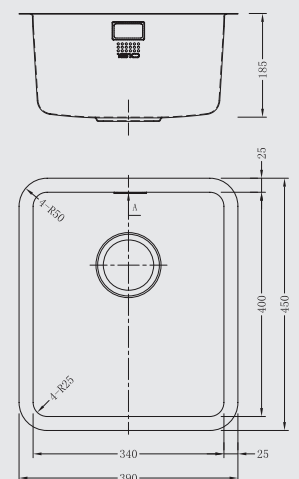
SINK Model **LUXSOPLUSUNO25 340U**1810 Code **LPU/34/U25/S/352**

- Undermount bowl
- Satin finish
- Insusound®
- 3 1/2" basket strainer waste and concealed overflow included
- Individually boxed
- Steel thickness 1.2mm
- Cut out template

Minimum cabinet size: 400mm
For accessories see page 166



Shown with waste tidy, see page 166



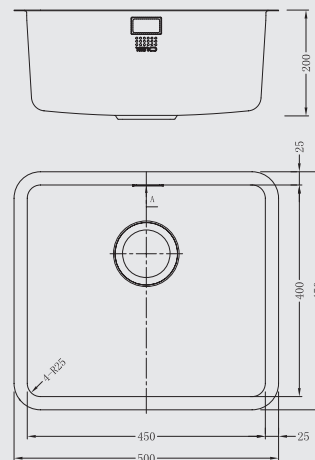
SINK Model **LUXSOPLUSUNO25 450U**1810 Code **LPU/45/U25/S/353**

- Undermount bowl
- Satin finish
- Insusound®
- 3½" basket strainer waste and concealed overflow included
- Individually boxed
- Steel thickness 1.2mm
- Cut out template

Minimum cabinet size: 500mm
For accessories see page 166



Shown with waste tidy, see page 166

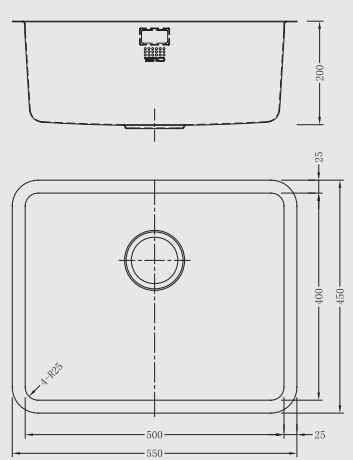
SINK Model **LUXSOPLUSUNO25 500U**1810 Code **LPU/50/U25/S/354**

- Undermount bowl
- Satin finish
- Insusound®
- 3½" basket strainer waste and concealed overflow included
- Individually boxed
- Steel thickness 1.2mm
- Cut out template

Minimum cabinet size: 600mm
For accessories see page 166



Shown with waste tidy, see page 166






“A cost effective alternative to a zen”

Image shown
LUXSOPLUSDUO25 340/160 BBL

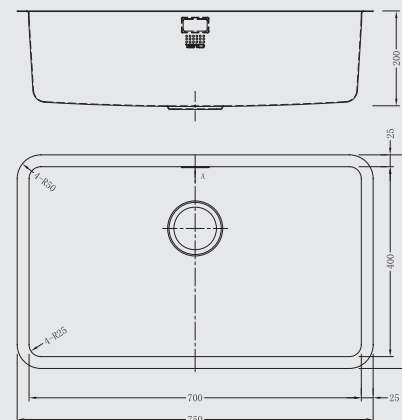
SINK Model **LUXSOPLUSUNO25 700U**

1810 Code **LPU/70/U25/S/355**

- Undermount bowl
- Satin finish
- Insusound® 
- 3½" basket strainer waste and concealed overflow included
- Individually boxed
- Steel thickness 1.2mm
- Cut out template




Shown with waste tidy, see page 166



Minimum cabinet size: 800mm
For accessories see page 166

SINK Model **LUXSOPLUSDUO25 340/160U BBL**
SINK Model **LUXSOPLUSDUO25 160/340U BBR**

1810 Code **LPD/3416/U25/S/BBL/357**
1810 Code **LPD/1634/U25/S/BBR/356**

- Undermount bowl
- Satin finish
- Insusound® 
- 3½" basket strainer waste and concealed overflow included
- Individually boxed
- Steel thickness 1.2mm
- Cut out template



LUXSOPLUSDUO25 160/340 BBR



LUXSOPLUSDUO25 340/160 BBL

Shown with waste tidy, see page 166

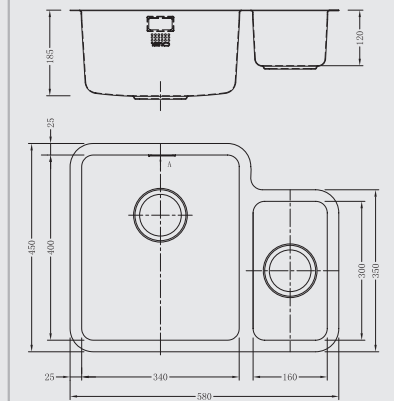




Image shown
LUXSOPLUSDUO25 340/180U BBL



Image shown
LUXSOPLUSDUO25 500/180U BBL

SINK Model **LUXSOPLUSDUO25 340/180U BBL**
SINK Model **LUXSOPLUSDUO25 180/340U BBR**

1810 Code **LPD/3418/U25/S/BBL/359**
1810 Code **LPD/1834/U25/S/BBR/358**

SINK Model **LUXSOPLUSDUO25 500/180U BBL**
SINK Model **LUXSOPLUSDUO25 180/500U BBR**

1810 Code **LPD/5018/U25/S/BBL/361**
1810 Code **LPD/1850/U25/S/BBR/360**

- Undermount bowl
- Satin finish
- Insusound®
- 3½" basket strainer waste and concealed overflow included
- Individually boxed
- Steel thickness 1.2mm
- Cut out template

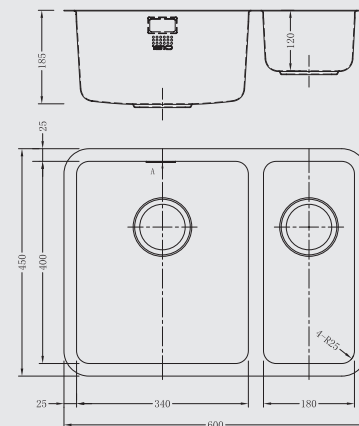


LUXSOPLUSDUO25 180/340U BBR



LUXSOPLUSDUO25 340/180U BBL

Shown with waste tidy, see page 166



- Undermount bowl
- Satin finish
- Insusound®
- 3½" basket strainer waste and concealed overflow included
- Individually boxed
- Steel thickness 1.2mm
- Cut out template

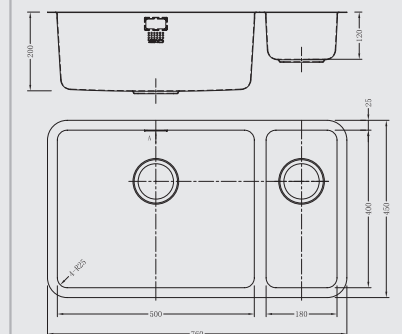


LUXSOPLUSDUO25 180/500U BBR



LUXSOPLUSDUO25 500/180U BBL


Shown with waste tidy, see page 166

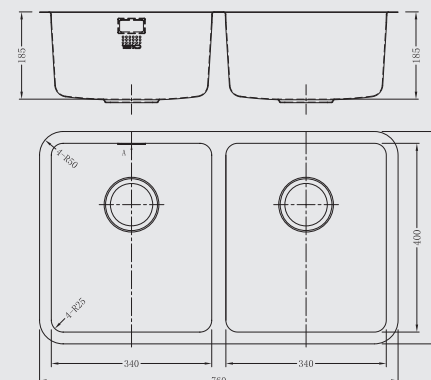


Minimum cabinet size: 600mm
For accessories see page 166

Minimum cabinet size: 800mm
For accessories see page 166


SINK Model **LUXSOPLUSDUO25 340/340U**1810 Code **LPD/3434/U25/S/362**SINK Model **LUXSOPLUSDUO25 450/450U**1810 Code **LPD/4545/U25/S/363**

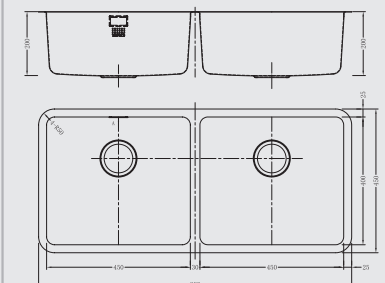
- Undermount bowl
- Satin finish
- Insusound® 
- 3½" basket strainer waste and concealed overflow included
- Individually boxed
- Steel thickness 1.2mm
- Cut out template



Minimum cabinet size: 800mm
For accessories see page 166

Shown with waste tidy, see page 166

- Undermount bowl
- Satin finish
- Insusound® 
- 3½" basket strainer waste and concealed overflow included
- Individually boxed
- Steel thickness 1.2mm
- Cut out template



Minimum cabinet size: 1000mm
For accessories see page 166

Shown with waste tidy, see page 166

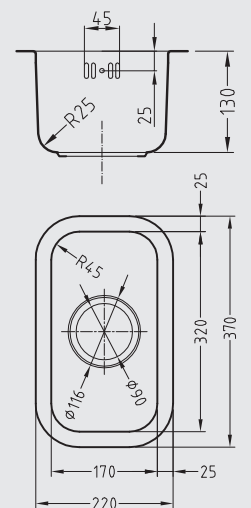


SINK Model **ETROUNO 170U**

1810 Code **EU/17/U/MS/034**

- Undermount bowl
- Satin finish
- Insusound®
- 3½" basket strainer waste and overflow included
- Individually boxed
- Steel thickness 1.2mm
- Maximiser plumbing kit included

Minimum cabinet size: 300mm
For accessories see page 166



Shown with waste tidy, see page 166

The **Etro** Range

The Etro Range has a curved classic design.

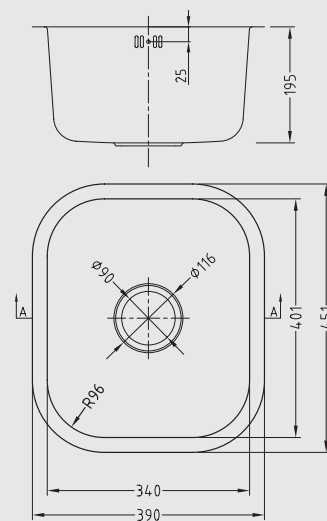
SINK Model **ETROUNO 340U**1810 Code **EU/34/U/MS/035**

- Undermount bowl
- Satin finish
- Insusound®
- 3½" basket strainer waste and overflow included
- Individually boxed
- Steel thickness 1.2mm
- Maximiser plumbing kit included

Minimum cabinet size: 400mm
For accessories see page 166



Shown with waste tidy, see page 166

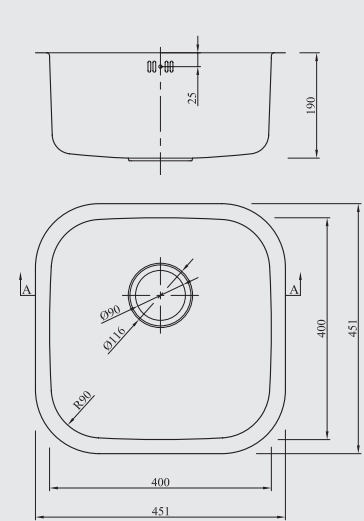
SINK Model **ETROUNO 400U**1810 Code **EU/40/U/MS/036**

- Undermount bowl
- Satin finish
- Insusound®
- 3½" basket strainer waste and overflow included
- Individually boxed
- Steel thickness 1.2mm
- Maximiser plumbing kit included

Minimum cabinet size: 450mm
For accessories see page 166



Shown with waste tidy, see page 166





“The biggest seller,
classic design”

Image shown
ETRODUO 589/450 BBL

SINK Model **ETROUNO 550U**

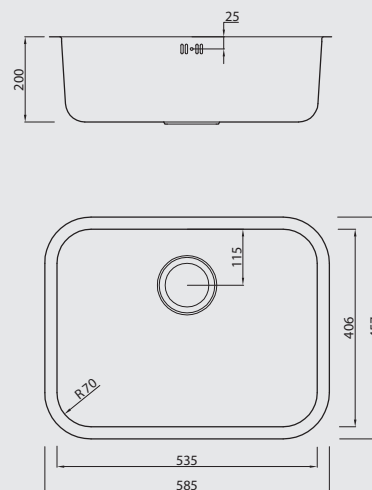
1810 Code **EU/55/U/MS/037**

- Undermount bowl
- Satin finish
- Insusound®
- 3½" basket strainer waste and overflow included
- Individually boxed
- Steel thickness 1.2mm
- Maximiser plumbing kit included

Minimum cabinet size: 600mm
For accessories see page 166



Shown with waste tidy, see page 166



SINK Model **ETRODUO 589/450U**
options — **REV / BBL / BBR**


1810 Code **ED/5845/U/MS/**
REV/031 / BBL/032 / BBR/033

- Undermount bowl
- Satin finish
- Insusound®
- 3½" basket strainer waste and overflow included
- Individually boxed
- Steel thickness 1.2mm
- Maximiser plumbing kit included

Minimum cabinet size: 600mm
For accessories see page 166

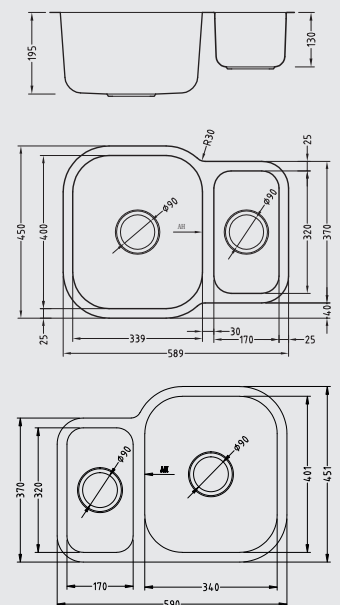


Etrodo 589/450U REV



Etrodo 589/450U BBR

Shown with waste tidy, see page 166





“The 589’s big brother.
If you have an 800mm sink base or bigger, go for it!”

Image shown
ETRODUO 781/450U BBL



Image shown
ETRODUO 535/191U BBL

SINK MODEL **ETRODUO 781/450U BBL**
SINK MODEL **ETRODUO 450/781U BBR**

1810 Code **ED/7845/U/MS/BBL/100**
1810 Code **ED/7845/U/MS/BBR/101**

- Undermount bowl
- Satin finish
- Insusound®
- 3½" basket strainer waste and overflow included
- Individually boxed
- Steel thickness 1.2mm
- Maximiser plumbing kit included

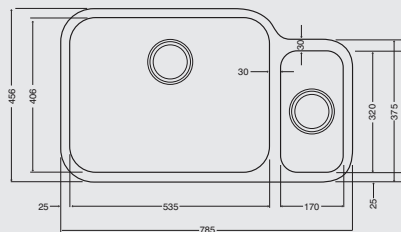



Etrodo 450/781U BBR



Etrodo 781/450U BBL

Shown with waste tidy, see page 166



Minimum cabinet size: 800mm
For accessories see page 166

SINK MODEL **ETRODUO 535/191U BBL**
SINK MODEL **ETRODUO 191/535U BBR**

1810 Code **ED/5319/U/MS/BBL/103**
1810 Code **ED/1953/U/MS/BBR/104**

- Undermount bowl
- Satin finish
- Insusound®
- 3½" basket strainer waste and overflow included
- Individually boxed
- Steel thickness 1.2mm
- Maximiser plumbing kit included

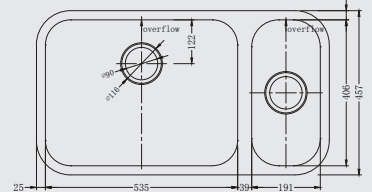
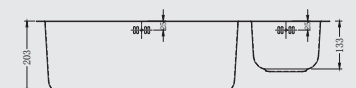


Etrodo 191/535U BBR



Etrodo 535/191U BBL

Shown with waste tidy, see page 166



Minimum cabinet size: 900mm
For accessories see page 166



“A versatile double bowl that fits into an 800mm unit”

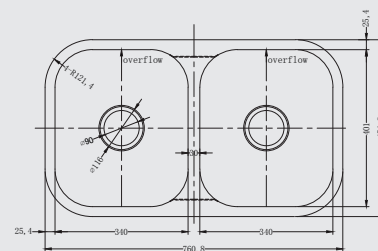
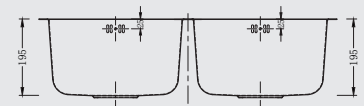
SINK Model **ETRODUO 340/340U**

1810 Code **ED/3434/U/MS/105**

- Undermount bowl
- Satin finish
- Insusound®
- 3½" basket strainer waste and overflow included
- Individually boxed
- Steel thickness 1.2mm
- Maximiser plumbing kit included



Shown with waste tidy, see page 166



Minimum cabinet size: 800mm
For accessories see page 166



“3 bowls, a practical sink when you don't always want to use your dishwasher!”

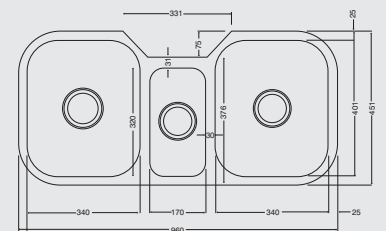
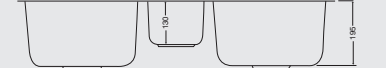
SINK Model **ETROTRIO 960/450U**

1810 Code **ET/9645/U/MS/102**

- Undermount bowl
- Satin finish
- Insusound®
- 3½" basket strainer waste and overflow included
- Individually boxed
- Steel thickness 1.2mm
- Maximiser plumbing kit included



Shown with waste tidy, see page 166



Minimum cabinet size: 1000mm
For accessories see page 166



“Handmade bowls at an affordable price point”

Image shown
FORZADUO 150i BBL

SINK MODEL **FORZADUO 150i BBL**
SINK MODEL **FORZADUO 150i BBR**

1810 Code **FD/150/I/S/BBL/405**
1810 Code **FD/150/I/S/BBR/406**

- Handmade bowl welded to a pressed top frame
- Inset installation
- Insusound®
- Satin finish
- Steel thickness 1.2mm
- 3½" basket strainer waste and concealed overflow included
- Maximiser plumbing kit included
- Individually boxed
- Template included

Minimum cabinet size: 600mm
For accessories see page 166

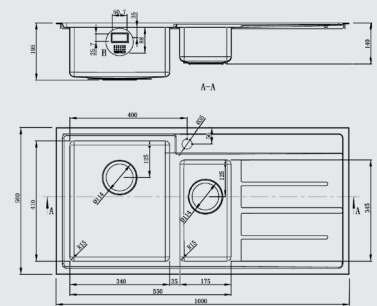


Forzaduo 150i BBL



Forzaduo 150i BBR

Shown with waste tidy, see page 166



The Forza Range

The Forza range are 10mm radius handmade bowls with a 1.2 mm thickness for strength and durability.



Image shown
FORZAUNO 800i BBL



Image shown
FORZAUNO 100i LARGE BBL

SINK MODEL **FORZAUNO 800i BBL**
SINK MODEL **FORZAUNO 800i BBR**

1810 Code **FU/80/I/S/BBL/401**
1810 Code **FU/80/I/S/BBR/402**

- Handmade bowl welded to a pressed top frame
- Inset installation
- Insusound®
- Satin finish
- Steel thickness 1.2mm
- 3½" basket strainer waste and concealed overflow included
- Maximiser plumbing kit included
- Individually boxed
- Template included

Minimum cabinet size: 500mm
For accessories see page 166

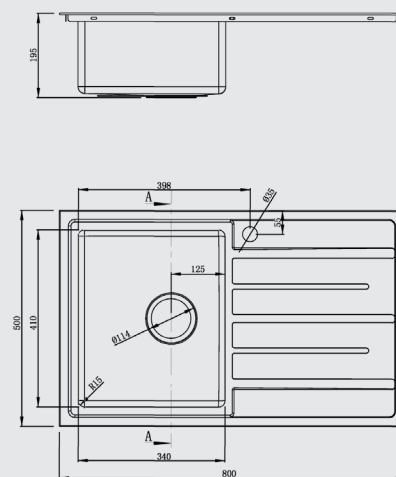


Forzauno 800i BBL



Forzauno 800i BBR

Shown with waste tidy, see page 166



SINK MODEL **FORZAUNO 100i LARGE BBL**
SINK MODEL **FORZAUNO 100i LARGE BBR**

1810 Code **FU/100/I/S/BBL/LGE/403**
1810 Code **FU/100/I/S/BBR/LGE/404**

- Handmade bowl welded to a pressed top frame
- Inset installation
- Insusound®
- Satin finish
- Steel thickness 1.2mm
- 3½" basket strainer waste and concealed overflow included
- Maximiser plumbing kit included
- Individually boxed
- Template included

Minimum cabinet size: 600mm
For accessories see page 166

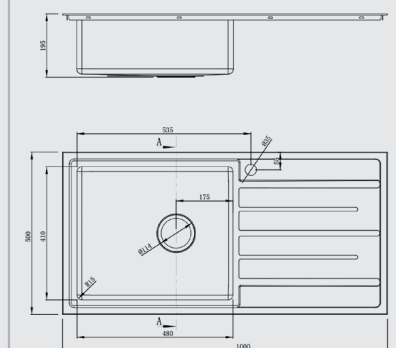


Forzauno 100i Large BBL



Forzauno 100i Large BBR

Shown with waste tidy, see page 166





“Our value sink 0.8mm thick steel and all you need in the box”



The Velore Range

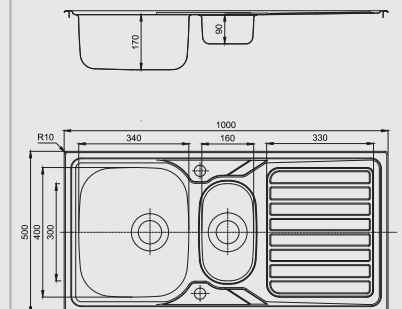
The Velore range combines modern design, high specification and competitive pricing

SINK Model **VELOREDUO 100i**

1810 Code **VD/100/I/P/REV/048**

- Inset bowl and drainer
- Satin finish
- 3½" basket strainer waste and overflow included
- Fixing kit
- Individually boxed
- Single piece construction
- Steel thickness 0.8mm
- Maximiser plumbing kit included

Minimum cabinet size: 600mm
For accessories see page 166



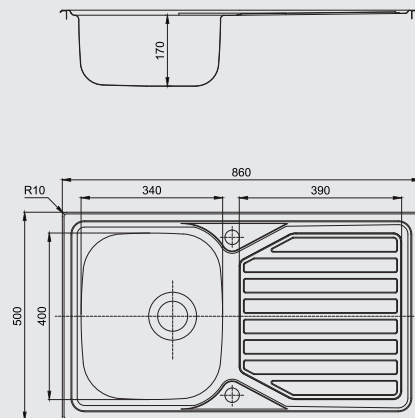


“450mm single bowl. Why not if you have space!”

SINK Model VELOREUNO 860i

1810 Code **VU/86/I/P/REV/047**

- Inset bowl and drainer
- Satin finish
- 3½" basket strainer waste and overflow included
- Fixing kit
- Individually boxed
- Single piece construction
- Steel thickness 0.8mm
- Maximiser plumbing kit included

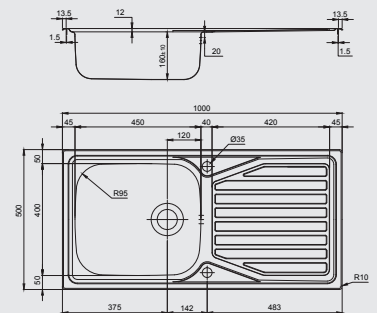



Minimum cabinet size: 500mm
For accessories see page 166

SINK Model VELOREUNO 100i LARGE


1810 Code **VU/100/I/P/REV/LGE/050**

- Inset bowl and drainer
- Satin finish
- 3½" basket strainer waste and overflow included
- Fixing kit
- Individually boxed
- Single piece construction
- Steel thickness 0.8mm
- Maximiser plumbing kit included

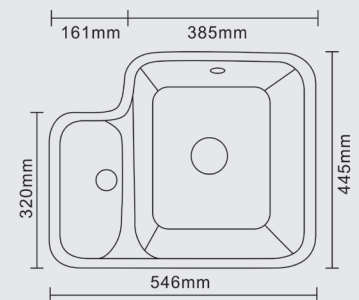


Minimum cabinet size: 600mm
For accessories see page 166

CERAMICA | PUROAvailable in
BBR ONLYSINK Model **ETRODUO 343/136UC**1810 Code **ED/3413/U/C/091-WH**

- Undermount ceramic bowl
- Heat resistant to 1200° c
- Hygienic
- Non Porous
- Ultra smooth white surface
- Chemical resistant, inc neat bleach
- Extremely hardwearing
- Individually boxed
- 3½" basket strainer waste and overflow included
- G Clip installation recommended 
- Maximiser plumbing kit included
- Copper or gold effect basket strainer waste complete with overflow also available - see page 166

Minimum cabinet size: 600mm
For accessories see page 166



PLEASE NOTE: A DXF is not available, sink should be used as template. When installing, a minimum gap of 4mm must be left between the sink and the worktop.

The Etro Ceramic Range

The Etro Ceramic Range
has a curved classic design.




Image shown
CU/46/U/PQ/BL/700 (Metallic Black)

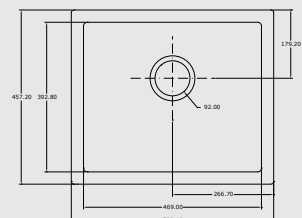
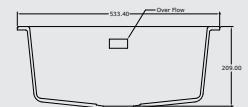
SINK Model CAVAUNO 469U

1810 Code

CU/46/U/PQ/BL/700 (Metallic Black)
CU/46/U/PQ/WH/701 (Polar White)
CU/46/U/PQ/GR/702 (Metallic Grey)
CU/46/U/PQ/CH/703 (Champagne)
CU/46/U/PQ/MO/704 (Mocha)
CU/46/U/PQ/CO/705 (Concrete)

- Undermount Purquartz bowl
- Fixings included
- Matt finish
- 3½" strainer waste
- Waste tidy included
- Maximiser plumbing kit included
- Copper or gunmetal effect basket strainer waste complete with overflow also available - see page 166

Minimum cabinet size: 600mm
For accessories see page 166



Shown with waste tidy, see page 166

The purquartz
Undermount Cava Range

Quartz undermounts for a contrasting
finish to your solid surface.




Image shown
CU/72/U/PQ/BL/710 (Metallic Black)




Image shown
CD/3315/U/PQ/REV/BL/720 (Metallic Black)

SINK Model CAVAUNO 720U

1810 Code

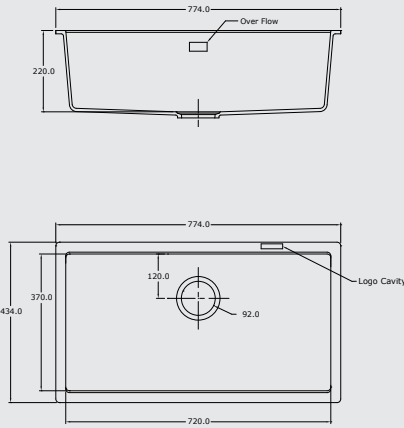
CU/72/U/PQ/BL/710 (Metallic Black)
CU/72/U/PQ/WH/711 (Polar White)
CU/72/U/PQ/GR/712 (Metallic Grey)
CU/72/U/PQ/CH/713 (Champagne)
CU/72/U/PQ/MO/714 (Mocha)
CU/72/U/PQ/CO/715 (Concrete)

- Undermount Purquartz bowl
- Fixings included
- Matt finish
- 3 1/2" strainer waste
- Waste tidy included
- Maximiser plumbing kit included
- Copper or gunmetal effect basket strainer waste complete with overflow also available - see page 166

Minimum cabinet size: 800mm
For accessories see page 166



Shown with waste tidy, see page 166



SINK Model CAVADUO 335/155U

1810 Code

CD/3315/U/PQ/REV/BL/720 (Metallic Black)
CD/3315/U/PQ/REV/WH/721 (Polar White)
CD/3315/U/PQ/REV/GR/722 (Metallic Grey)
CD/3315/U/PQ/REV/CH/723 (Champagne)
CD/3315/U/PQ/REV/MO/724 (Mocha)
CD/3315/U/PQ/REV/CO/725 (Concrete)

- Undermount Purquartz bowl
- Fixings included
- Matt finish
- 3 1/2" strainer waste
- Waste tidy included
- Maximiser plumbing kit included
- Copper or gunmetal effect basket strainer waste complete with overflow also available - see page 166

Minimum cabinet size: 600mm
For accessories see page 166



Shown with waste tidy, see page 166

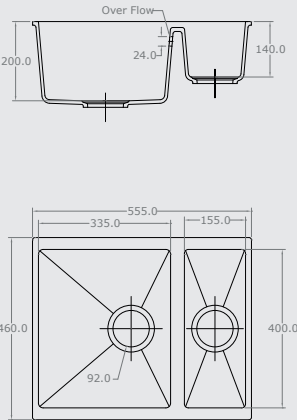




Image shown
SD/615/I/PQ/REV/BL/800 (Metallic Black)

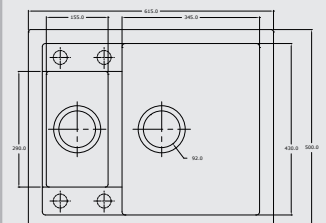
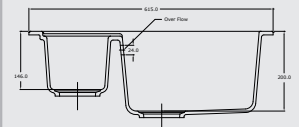
SINK Model SHARDDUO 615i

1810 Code

SD/615/I/PQ/REV/BL/800 (Metallic Black)
SD/615/I/PQ/REV/WH/801 (Polar White)
SD/615/I/PQ/REV/GR/802 (Metallic Grey)
SD/615/I/PQ/REV/CH/803 (Champagne)
SD/615/I/PQ/REV/MO/804 (Mocha)
SD/615/I/PQ/REV/CO/805 (Concrete)

- Inset Purquartz bowl
- Fixings included
- Matt finish
- 3½" strainer waste
- Waste tidy included
- Maximiser plumbing kit included
- Copper or gunmetal effect basket strainer waste complete with overflow also available - see page 166

Minimum cabinet size: 600mm
For accessories see page 166



Shown with waste tidy, see page 166

The purquartz Inset Shard Range

Quartz insets in a choice of contemporary colours

Image shown: Shardduo 150i with copper basket strainer waste and overflow complemented by the Courbe Purquartz tap with copper accents.





Image shown
SU/100/I/PQ/REV/BL/810 (Metallic Black)




Image shown
SD/150/I/PQ/REV/BL/820 (Metallic Black)

SINK Model SHARDUNO 100i Large

1810 Code

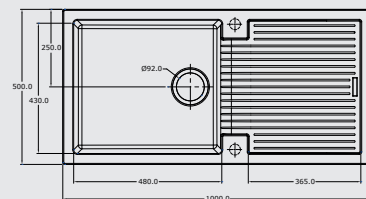
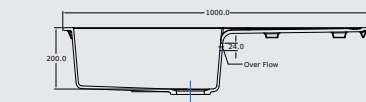
SU/100/I/PQ/REV/BL/810 (Metallic Black)
SU/100/I/PQ/REV/WH/811 (Polar White)
SU/100/I/PQ/REV/GR/812 (Metallic Grey)
SU/100/I/PQ/REV/CH/813 (Champagne)
SU/100/I/PQ/REV/MO/814 (Mocha)
SU/100/I/PQ/REV/CO/815 (Concrete)

- Inset Purquartz bowl
- Fixings included
- Matt finish
- 3 1/2" strainer waste
- Waste tidy included
- Maximiser plumbing kit included
- Copper or gunmetal effect basket strainer waste complete with overflow also available - see page 166

Minimum cabinet size: 600mm
For accessories see page 166



Shown with waste tidy, see page 166



SINK Model SHARDDUO 150i

1810 Code

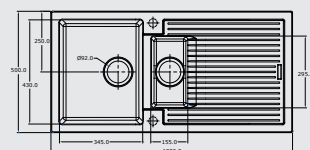
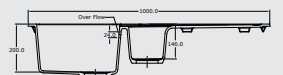
SD/150/I/PQ/REV/BL/820 (Metallic Black)
SD/150/I/PQ/REV/WH/821 (Polar White)
SD/150/I/PQ/REV/GR/822 (Metallic Grey)
SD/150/I/PQ/REV/CH/823 (Champagne)
SD/150/I/PQ/REV/MO/824 (Mocha)
SD/150/I/PQ/REV/CO/825 (Concrete)

- Inset Purquartz bowl
- Fixings included
- Matt finish
- 3 1/2" strainer waste
- Waste tidy included
- Maximiser plumbing kit included
- Copper or gunmetal effect basket strainer waste complete with overflow also available - see page 166

Minimum cabinet size: 600mm
For accessories see page 166



Shown with waste tidy, see page 166





NEOPERL
AERATOR



Image shown
FON/01/CH

1810 Taps

1810 Taps come in a variety of contemporary and classic designs, all come with a Neoperl Aerator which provides a non-splash creamy flow.

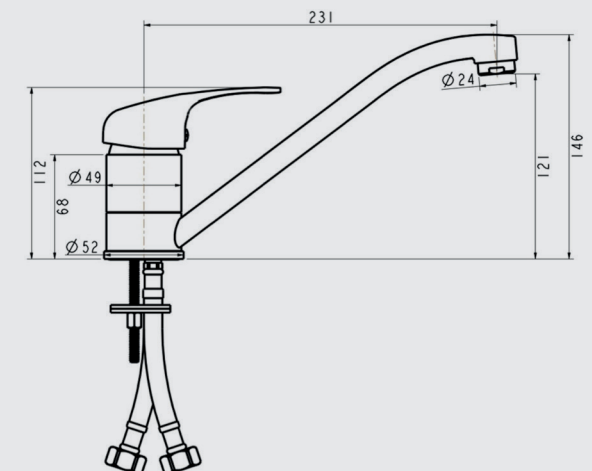
TAP MODEL FONTAINE SINGLE LEVER

1810 Code

FON/01/CH

Finished in chrome

- WRAS Approved
- Includes Neoperl Aerator and 1/2" flexible tails
- Min operating pressure - 0.5 bar
- Recommended operating pressure - 1 bar



NEOPERL
AERATORImage shown
COU/01/CHNEOPERL
AERATORImage shown
CAS/01/CH

TAP MODEL COURBE CURVED SPOUT

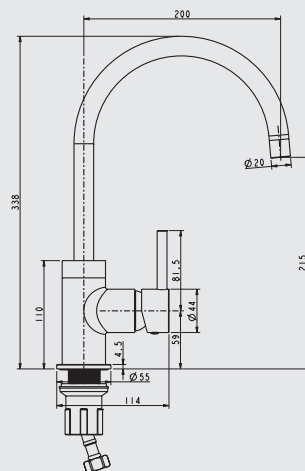
1810 Code **COU/01/CH**
Finished in chrome

1810 Code **COU/02/BS**
Finished in brushed steel

1810 Code **COU/04/COP**
Finished in copper

1810 Code **COU/05/GM**
Finished in gunmetal

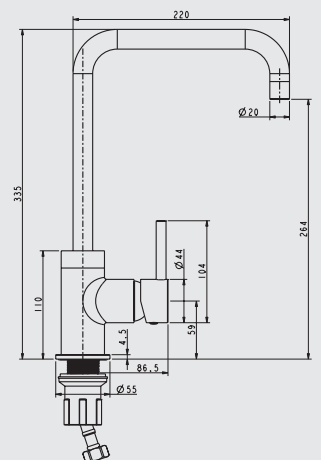
- WRAS Approved
- Includes Neoperl Aerator and 1/2" flexible tails
- Min operating pressure - 0.5 bar
- Recommended operating pressure - 1 bar

Also available
COU/02/BSAlso available
COU/04/COPAlso available
COU/05/GM

1810 Code **CAS/01/CH**
Finished in chrome

1810 Code **CAS/02/BS**
Finished in brushed steel

- WRAS Approved
- Includes Neoperl Aerator and 1/2" flexible tails
- Min operating pressure - 0.5 bar
- Recommended operating pressure - 1 bar

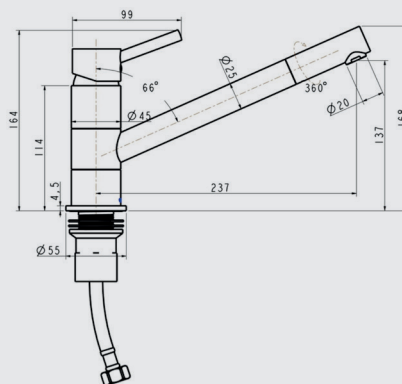
Also available
CAS/02/BS

NEOPERL
AERATORImage shown
PLU/01/CHNEOPERL
AERATORImage shown
DAV/01/CHTAP MODEL **PLUIE ANGLED SPOUT**

1810 Code
PLU/01/CH
Finished in chrome

1810 Code
PLU/02/BS
Finished in brushed steel

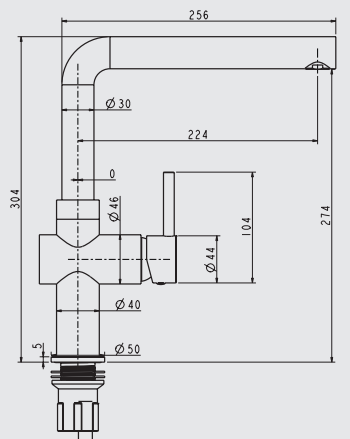
- WRAS Approved
- Includes Neoperl Aerator and 1/2" flexible tails
- Min operating pressure - 0.5 bar
- Recommended operating pressure - 1 bar

Also available
PLU/02/BS

1810 Code
DAV/01/CH
Finished in chrome

1810 Code
DAV/02/BS
Finished in brushed steel

- Includes Neoperl Aerator and 1/2" flexible tails
- Min operating pressure - 0.5 bar
- Recommended operating pressure - 1 bar

Also available
DAV/02/BS

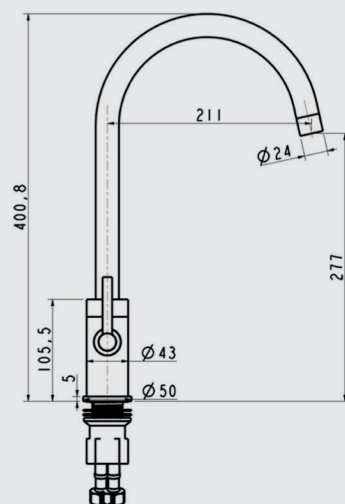
NEOPERL
AERATORImage shown
CUR/01/CHNEOPERL
AERATORImage shown
RUS/01/CH

TAP MODEL CURVATO SLIM LEVER CURVED SPOUT

1810 Code
CUR/01/CH
Finished in chrome

1810 Code
CUR/02/BS
Finished in brushed steel

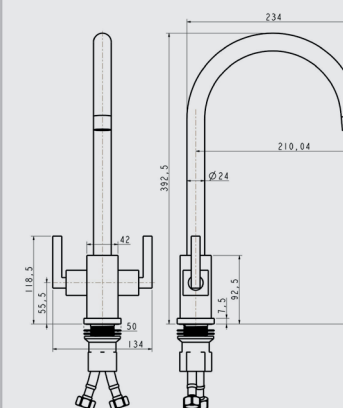
- WRAS Approved
- Includes Neoperl Aerator and 1/2" flexible tails
- Min operating pressure - 0.5 bar
- Recommended operating pressure - 1 bar

Also available
CUR/02/BS

1810 Code
RUS/01/CH
Finished in chrome

1810 Code
RUS/02/BS
Finished in brushed steel

- WRAS Approved
- Includes Neoperl Aerator and 1/2" flexible tails
- Min operating pressure - 0.5 bar
- Recommended operating pressure - 1 bar

Also available
RUS/02/BS

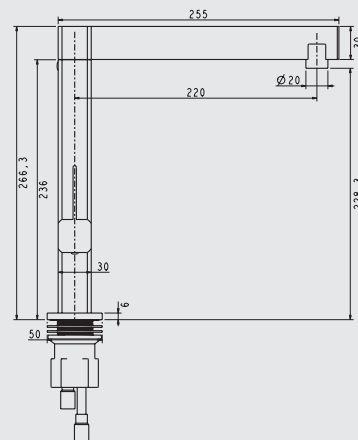
NEOPERL
AERATORImage shown
SEN/01/CH

TAP MODEL 1810 XXX SINGLE LEVER

1810 Code
SEN/01/CH
Finished in chrome

1810 Code
SEN/02/BS
Finished in brushed steel

- WRAS Approved
- Includes Neoperl Aerator and 1/2" flexible tails
- Min operating pressure - 0.5 bar
- Recommended operating pressure - 1 bar

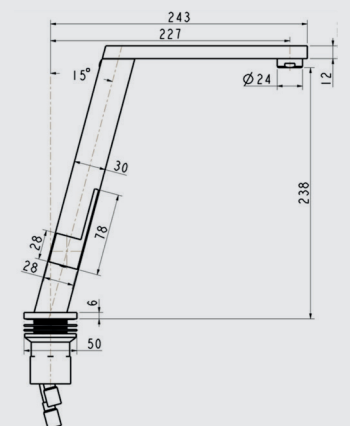
Also available
SEN/02/BSNEOPERL
AERATORImage shown
PEN/01/CH

TAP MODEL PENDENZA ANGLE SPOUT

1810 Code
PEN/01/CH
Finished in chrome

1810 Code
PEN/02/BS
Finished in brushed steel

- WRAS Approved
- Includes Neoperl Aerator and 1/2" flexible tails
- Min operating pressure - 0.5 bar
- Recommended operating pressure - 1 bar

Also available
PEN/02/BS

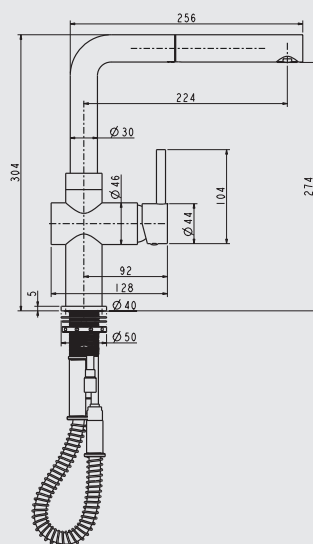
NEOPERL
AERATORImage shown
DAV-P/01/CH

TAP MODEL DAVANTI PULL OUT SPRAY

1810 Code
DAV-P/01/CH
Finished in chrome

1810 Code
DAV-P/02/BS
Finished in brushed steel

- Includes Neoperl Aerator and 1/2" flexible tails
- Min operating pressure - 0.5 bar
- Recommended operating pressure - 1 bar

Also available
DAV-P/02/BS

1810 Code
GRA/01/CH
Finished in chrome

1810 Code
GRA/02/BS
Finished in brushed steel

- Includes Neoperl Aerator and 1/2" flexible tails
- Min operating pressure - 0.5 bar
- Recommended operating pressure - 1 bar

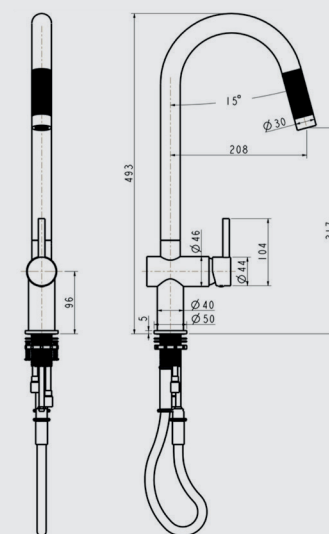
NEOPERL
AERATORImage shown
GRA/01/CH


TAP MODEL GRANDE PULL OUT SPRAY

1810 Code
GRA/01/CH
Finished in chrome

1810 Code
GRA/02/BS
Finished in brushed steel

- Includes Neoperl Aerator and 1/2" flexible tails
- Min operating pressure - 0.5 bar
- Recommended operating pressure - 1 bar

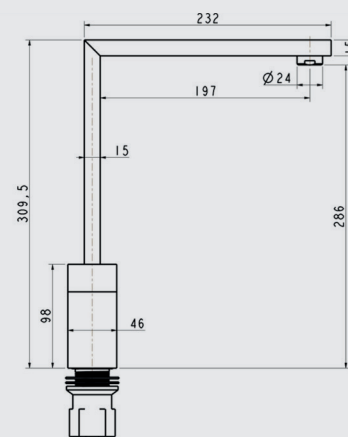
Also available
GRA/02/BS

NEOPERL
AERATORImage shown
VER/01/CHNEOPERL
AERATORImage shown
NOV/01/CHTAP MODEL **VERSARE SQUARE DESIGN**

1810 Code
VER/01/CH
Finished in chrome

1810 Code
VER/02/BS
Finished in brushed steel


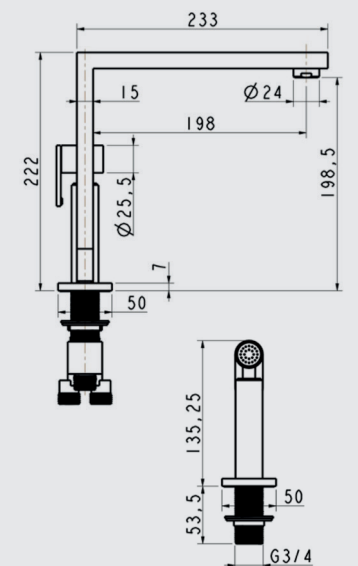
- WRAS Approved
- Includes Neoperl Aerator and 1/2" flexible tails
- Min operating pressure - 0.5 bar
- Recommended operating pressure - 1 bar

Also available
VER/02/BS

1810 Code
NOV/01/CH
Finished in chrome

1810 Code
NOV/02/BS
Finished in brushed steel

- WRAS Approved
- Includes Neoperl Aerator and 1/2" flexible tails
- Min operating pressure - 0.5 bar
- Recommended operating pressure - 1 bar

Also available
NOV/02/BS

NEOPERL
AERATORImage shown
AER/01/CHNEOPERL
AERATORImage shown
SPR/01/CH

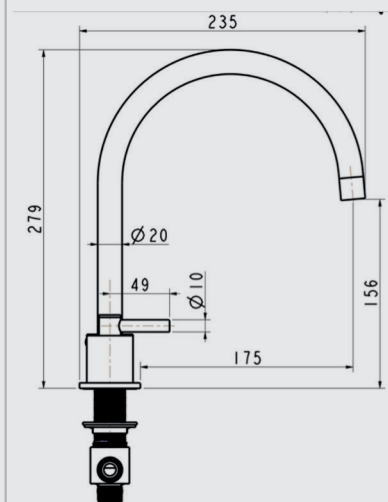
TAP MODEL AERO 3 HOLE TAP DESIGN

1810 Code
AER/01/CH
Finished in chrome

1810 Code
AER/02/BS
Finished in brushed steel

1810 Code
AER/04/COP
Finished in copper

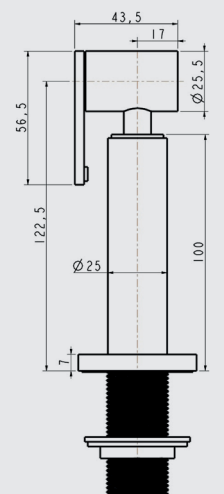
- Includes Neoperl Aerator and 1/2" flexible tails
- Min operating pressure - 0.5 bar
- Recommended operating pressure - 1 bar

Also available
AER/02/BSAlso available
AER/04/COP

1810 Code
SPR/01/CH
Finished in chrome

1810 Code
SPR/02/BS
Finished in brushed steel

- WRAS Approved
- Includes Neoperl Aerator and 1/2" flexible tails
- Min operating pressure - 0.5 bar
- Recommended operating pressure - 1 bar

Also available
SPR/02/BS



NEOPERL
AERATOR

Image shown
SPI/01/CH

TAP MODEL SPIRALE FLEXIBLE SPOUT

1810 Code

SPI/01/CH - CHROME
SPI/02/BS - BRUSHED STEEL
SPI/04/COP - COPPER
SPI/05/GM - GUNMETAL

- Includes Neoperl Aerator and 1/2" flexible tails
- Min operating pressure - 0.5 bar
- Recommended operating pressure - 1 bar
- Tap includes hose colour of your choice



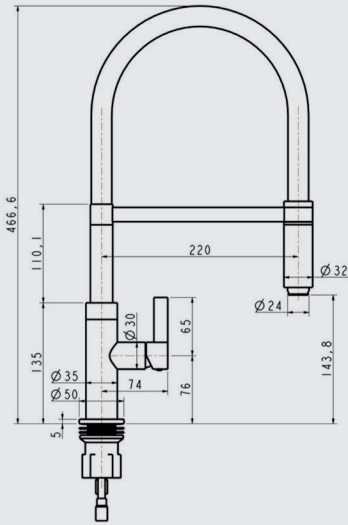
Also available
SPI/02/BS



Also available
SPI/04/COP



Also available
SPI/05/GM



AVAILABLE IN AN EXTENSIVE RANGE OF COLOURS

				
WHITE AC-HOS-WH	LIGHT GREY AC-HOS-LG	ANTHRACITE AC-HOS-AN	BLACK AC-HOS-BL	RED AC-HOS-RE
				
ORANGE AC-HOS-OR	YELLOW AC-HOS-YE	GREEN AC-HOS-GR	MID BLUE AC-HOS-MB	WINE AC-HOS-WI
				
LATTE AC-HOS-LA	CHOCOLATE AC-HOS-CH	CONCRETE AC-HOS-CO	HOT PINK AC-HOS-HP	INDIGO AC-HOS-IN
				
LIME AC-HOS-LI	MOCHA AC-HOS-MO	PASTEL BLUE AC-HOS-PB	PASTEL GREEN AC-HOS-PG	PASTEL PINK AC-HOS-PP

Colours may differ from images shown



Curvato Trio Water Filter Tap



NEOPERL
AERATOR

Image shown
CUR/01/CH/TRIO

TAP MODEL CURVATO TRIO WATER FILTER

1810 Code
CUR/01/CH/TRIO
Finished in chrome

1810 Code
CUR/02/BS/TRIO
Finished in brushed steel

- Includes Neoperl Aerator and 1/2" flexible tails
- Min operating pressure - 0.5 bar
- Recommended operating pressure - 1 bar

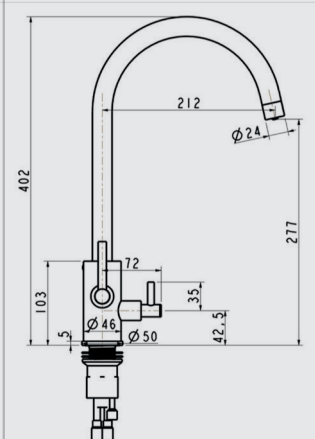


Also available
CUR/02/BS/TRIO

£5 Donated
For every filter tap sold



REG CHARITY: 1062559
(ENGLAND & WALES),
SC039757 (SCOTLAND)





purquartz Effect taps

A selection of 1810 taps that will perfectly match with your Purquartz sink.



NEOPERL
AERATOR



Image shown
SEN/01/CH/PQ/BL

TAP MODEL 1810 XXX SINGLE LEVER

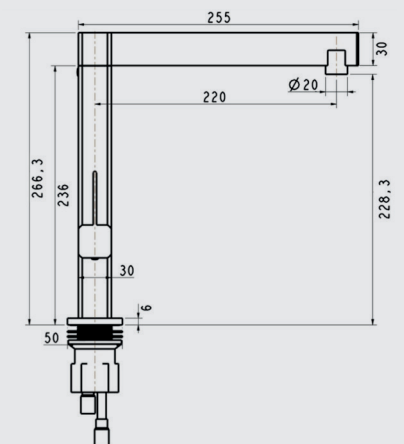
purquartz EFFECT

1810 Code

SEN/01/CH/PQ-BL (Metallic Black)
SEN/01/CH/PQ-WH (Polar White)
SEN/01/CH/PQ-GR (Metallic Grey)
SEN/01/CH/PQ-CH Champagne
SEN/01/CH/PQ-MO (Mocha)
SEN/01/CH/PQ-CO (Concrete)



- WRAS Approved
- Includes Neoperl Aerator and 1/2" flexible tails
- Min operating pressure - 0.5 bar
- Recommended operating pressure - 1 bar



NEOPERL
AERATORImage shown
COU-DUO/01/CH/PQ-BLNEOPERL
AERATORImage shown
COU-DUO/01/CH/PQ-WH

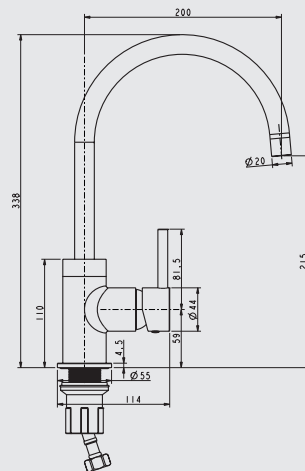
TAP MODEL COURBE DUO BLACK

purquartz EFFECT

1810 Code

COU-DUO/01/CH/PQ-BL - BLACK

- WRAS Approved
- Includes Neoperl Aerator and 1/2" flexible tails
- Min operating pressure - 0.5 bar
- Recommended operating pressure - 1 bar



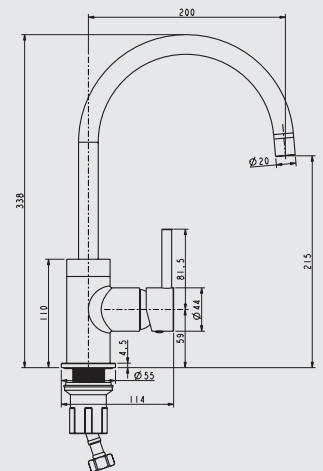
TAP MODEL COURBE DUO WHITE

purquartz EFFECT

1810 Code

COU-DUO/01/CH/PQ-WH - WHITE

- WRAS Approved
- Includes Neoperl Aerator and 1/2" flexible tails
- Min operating pressure - 0.5 bar
- Recommended operating pressure - 1 bar



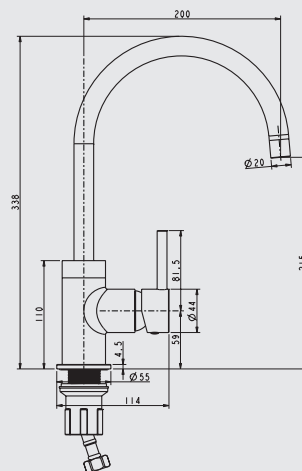
NEOPERL
AERATORImage shown
COU/01/CH/PQ/BLNEOPERL
AERATORImage shown
COU/04/COP/PQ/BLTAP MODEL COURBE CURVED SPOUT - CHROME **purquartz** EFFECT

1810 Code

COU/01/CH/PQ-BL (Metallic Black)
COU/01/CH/PQ-WH (Polar White)
COU/01/CH/PQ-GR (Metallic Grey)
COU/01/CH/PQ-CH (Champagne)
COU/01/CH/PQ-MO (Mocha)
COU/01/CH/PQ-CO (Concrete)



- WRAS Approved
- Includes Neoperl Aerator and 1/2" flexible tails
- Min operating pressure - 0.5 bar
- Recommended operating pressure - 1 bar

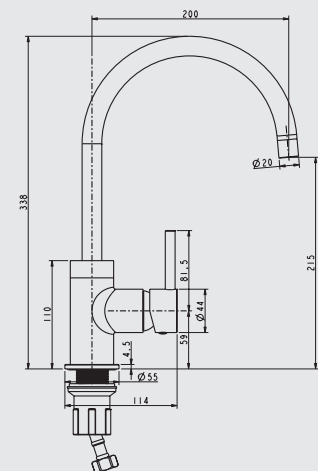
TAP MODEL COURBE CURVED SPOUT - COPPER **purquartz** EFFECT

1810 Code

COU/04/COP/PQ-BL (Metallic Black)
COU/04/COP/PQ-WH (Polar White)
COU/04/COP/PQ-GR (Metallic Grey)
COU/04/COP/PQ-CH (Champagne)
COU/04/COP/PQ-MO (Mocha)
COU/04/COP/PQ-CO (Concrete)



- WRAS Approved
- Includes Neoperl Aerator and 1/2" flexible tails
- Min operating pressure - 0.5 bar
- Recommended operating pressure - 1 bar



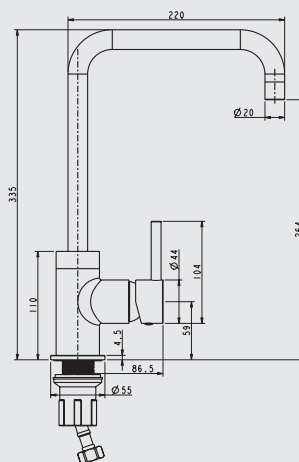
NEOPERL
AERATORImage shown
CAS/01/CH/PQ-BLNEOPERL
AERATORImage shown
CAS/04/COP/PQ-BLTAP MODEL CASCATA SQUARE SPOUT - CHROME **purquartz** EFFECT

1810 Code

CAS/01/CH/PQ-BL (Metallic Black)
CAS/01/CH/PQ-WH (Polar White)
CAS/01/CH/PQ-GR (Metallic Grey)
CAS/01/CH/PQ-CH (Champagne)
CAS/01/CH/PQ-MO (Mocha)
CAS/01/CH/PQ-CO (Concrete)



- WRAS Approved
- Includes Neoperl Aerator and 1/2" flexible tails
- Min operating pressure - 0.5 bar
- Recommended operating pressure - 1 bar

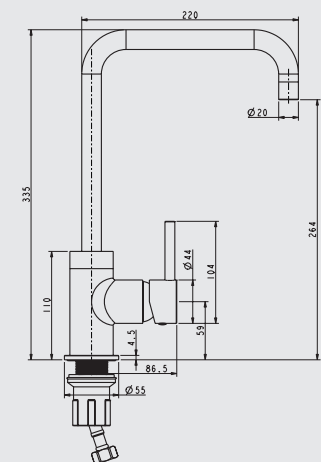
TAP MODEL CASCATA SQUARE SPOUT - COPPER **purquartz** EFFECT

1810 Code

CAS/04/COP/PQ-BL (Metallic Black)
CAS/04/COP/PQ-WH (Polar White)
CAS/04/COP/PQ-GR (Metallic Grey)
CAS/04/COP/PQ-CH (Champagne)
CAS/04/COP/PQ-MO (Mocha)
CAS/04/COP/PQ-CO (Concrete)



- WRAS Approved
- Includes Neoperl Aerator and 1/2" flexible tails
- Min operating pressure - 0.5 bar
- Recommended operating pressure - 1 bar





Taps

QFIT – a range of kitchen taps to reduce installation time and eliminate remedial works.

CURRENT METHOD IS INCONVENIENT

- MORE COMPONENTS TO ASSEMBLE;
- ACCESS FROM UNDERSIDE;
- LIMITED SPACE;
- 2 PEOPLE REQUIRED;

SOLUTION

- ACCESS FROM TOP;
- 1 PERSON REQUIRED;
- TAP PRE-ASSEMBLED;
- REDUCE INSTALLATION TIME.

01

REMOVE PRE-ASSEMBLED TAP FROM CARTON

02

Lift the clamp plate to a vertical position tight against the flexible hose, then insert it into the tap hole.

Insert flexible hose into the tap hole.

03

Tighten the clamp screw with a power screw driver to lock the clamp plate on the mounting surface.

04

Place the tap over the flange and align with the location pin.

Tighten the grub screw at the rear of the tap.

QFIT

- QFIT taps supplied fully pre-assembled
- Reduced installation time – approximately 7 minutes
- One-man fit
- Easy installation from above worksurface
- Torque tightened for maximum reliability
- 100% safe and approved installation method
- Eliminates remedial works

Please view the QFIT installation video:
www.the1810company.co.uk/company-videos/qfit-installation/



Image shown
QFIT COURBE CHROME



Image shown
QFIT CASCATA CHROME

TAP MODEL QFIT COURBE

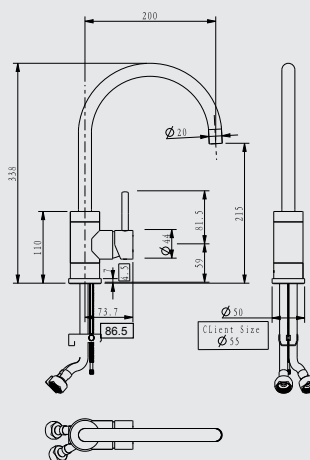
1810 Code
COU/QFIT/01/CH
Finished in chrome

1810 Code
COU/QFIT/02/BS
Finished in brushed steel

- Includes Neoperl Aerator and 1/2" flexible tails
- Min operating pressure - 0.5 bar
- Recommended operating pressure - 1 bar



Also available
QFIT COURBE BRUSHED STEEL



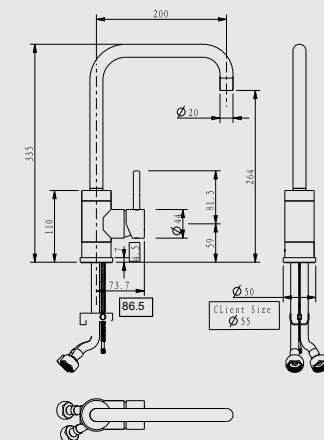
1810 Code
CAS/QFIT/01/CH
Finished in chrome

1810 Code
CAS/QFIT/02/BS
Finished in brushed steel

- Includes Neoperl Aerator and 1/2" flexible tails
- Min operating pressure - 0.5 bar
- Recommended operating pressure - 1 bar



Also available
QFIT CASCATA BRUSHED STEEL

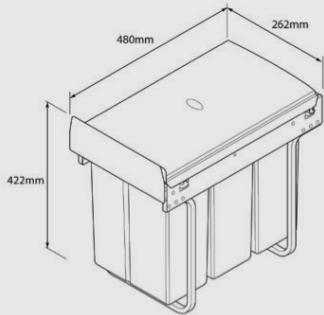




WASTE BIN Model **WSB 30 LITRE**

1810 Code **WSB/30/3X10/099**

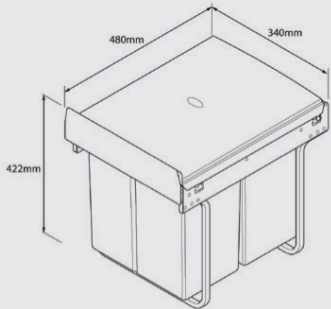
- Conforms to the code for sustainable homes
- 4 Credits
- Min cabinet size 300mm
- Suitable to fit under a sink bowl
- Bin size 3 x 10ltr with colour coded handles
- Operation manual with soft close technology
- 2 year warranty



















































WASTE BIN Model **WSB 40 LITRE**

























1810 Code **WSB/40/1x20-2x10/098**

- Conforms to the code for sustainable homes
- 4 Credits
- Min cabinet size 400mm
- Suitable to fit under a sink bowl
- Bin size 1 x 20ltr & 2 x 10ltr with colour coded handles
- Operation manual with soft close technology
- 2 year warranty



<p>AXIX</p>  <p>Min cab size 300mm</p> <p>AXIX 190U STAINLESS STEEL SOS AU/19/U/S/16MM/SOS/456</p> <p>p19</p>	 <p>Min cab size 300mm</p> <p>AXIX 190U COPPER SOS AU/19/U/COP/16MM/SOS/556</p> <p>p19</p>	 <p>Min cab size 300mm</p> <p>AXIX 190U GUN METAL SOS AU/19/U/GM/16MM/SOS/656</p> <p>p19</p>	 <p>16MM Min cab size 500mm</p> <p>AXIXUNO 450U STAINLESS STEEL SOS AU/45/U/S/16MM/SOS/450</p> <p>p20</p>
 <p>16MM Min cab size 500mm</p> <p>AXIXUNO 450U COPPER SOS AU/45/U/COP/16MM/SOS/550</p> <p>p20</p>	 <p>16MM Min cab size 500mm</p> <p>AXIXUNO 450U GUNMETAL SOS AU/45/U/GM/16MM/SOS/650</p> <p>p20</p>	 <p>26MM Min cab size 500mm</p> <p>AXIXUNO 450U STAINLESS STEEL QG AU/45/U/S/26MM/QG/451</p> <p>p20</p>	 <p>26MM Min cab size 500mm</p> <p>AXIXUNO 450U COPPER QG AU/45/U/COP/26MM/QG/551</p> <p>p20</p>
 <p>26MM Min cab size 500mm</p> <p>AXIXUNO 450U GUNMETAL QG AU/45/U/GM/26MM/QG/651</p> <p>p20</p>	 <p>16MM Min cab size 600mm</p> <p>AXIXUNO 500U STAINLESS STEEL SOS AU/50/U/S/16MM/SOS/452</p> <p>p21</p>	 <p>16MM Min cab size 600mm</p> <p>AXIXUNO 500U STAINLESS STEEL SOS AU/50/U/COP/16MM/SOS/552</p> <p>p21</p>	 <p>16MM Min cab size 600mm</p> <p>AXIXUNO 500U STAINLESS STEEL SOS AU/50/U/GM/16MM/SOS/652</p> <p>p21</p>
 <p>26MM Min cab size 600mm</p> <p>AXIXUNO 500U STAINLESS STEEL QG AU/50/U/S/26MM/QG/453</p> <p>p21</p>	 <p>26MM Min cab size 600mm</p> <p>AXIXUNO 500U STAINLESS STEEL QG AU/50/U/COP/26MM/QG/553</p> <p>p21</p>	 <p>26MM Min cab size 600mm</p> <p>AXIXUNO 500U STAINLESS STEEL QG AU/50/U/GM/26MM/QG/653</p> <p>p21</p>	 <p>16MM Min cab size 800mm</p> <p>AXIXUNO 700U STAINLESS STEEL SOS AU/70/U/S/16MM/SOS/454</p> <p>p22</p>
 <p>16MM Min cab size 800mm</p> <p>AXIXUNO 700U COPPER SOS AU/70/U/COP/16MM/SOS/554</p> <p>p22</p>	 <p>16MM Min cab size 800mm</p> <p>AXIXUNO 700U GUNMETAL SOS AU/70/U/GM/16MM/SOS/654</p> <p>p22</p>	 <p>26MM Min cab size 800mm</p> <p>AXIXUNO 700U - STAINLESS STEEL QG AU/70/U/S/26MM/QG/455</p> <p>p22</p>	 <p>26MM Min cab size 800mm</p> <p>AXIXUNO 700U GUNMETAL QG AU/70/U/COP/26MM/QG/555</p> <p>p22</p>
 <p>26MM Min cab size 800mm</p> <p>AXIXUNO 700U GUNMETAL QG AU/70/U/GM/26MM/QG/655</p> <p>p22</p>	 <p>Min cab size 600mm</p> <p>AXIXUNO SET A - 355U & 150U STAINLESS STEEL AU/3515-400/U/S/16MM/SOS/457</p> <p>p23</p>	 <p>Min cab size 600mm</p> <p>AXIXUNO SET A - 355U & 150U COPPER AU/3515-400/U/S/16MM/SOS/457</p> <p>p23</p>	 <p>Min cab size 600mm</p> <p>AXIXUNO SET A - 355U & 150U GUN METAL AU/3515-300/U/GM/16MM/SOS/658</p> <p>p23</p>







 <p>Min cab size 600mm</p> <p>AXIXUNO SET B - 355U & 150U STAINLESS STEEL AU/3515-300/U/S/16MM/SOS/458</p> <p>p24</p>	 <p>Min cab size 600mm</p> <p>AXIXUNO SET B - 355U & 150U STAINLESS STEEL AU/3515-300/U/COP/16MM/SOS/558</p> <p>p24</p>	 <p>Min cab size 600mm</p> <p>AXIXUNO SET B - 355U & 150U STAINLESS STEEL AU/3515-300/U/GM/16MM/SOS/658</p> <p>p24</p>	<p>ZEN</p>  <p>Min cab size 300mm</p> <p>ZENUNO 180U ZU/18/U/S/017</p> <p>p26</p>
 <p>Min cab size 400mm</p> <p>ZENUNO 340U ZU/34/U/S/018</p> <p>p27</p>	 <p>Min cab size 400mm</p> <p>ZENUNO 340U DEEP ZU/34/U/D/S/070</p> <p>p28</p>	 <p>Min cab size 450mm</p> <p>ZENUNO 400U ZU/40/U/S/019</p> <p>p29</p>	 <p>Min cab size 450mm</p> <p>ZENUNO 400U DEEP ZU/40/U/D/S/071</p> <p>p30</p>
 <p>Min cab size 500mm</p> <p>ZENUNO 450U ZU/45/U/S/020</p> <p>p31</p>	 <p>Min cab size 600mm</p> <p>ZENUNO 500U ZU/50/U/S/021</p> <p>p32</p>	 <p>Min cab size 600mm</p> <p>ZENUNO 500U DEEP ZU/50/U/D/S/074</p> <p>p33</p>	 <p>Min cab size 600mm</p> <p>ZENUNO 500U OSW ZU/50/U/S/OSW/061</p> <p>p34</p>
 <p>Min cab size 800mm</p> <p>ZENUNO 700U ZU/70/U/S/023</p> <p>p35</p>	 <p>Min cab size 800mm</p> <p>ZENUNO 700U OSW ZU/70/U/S/OSW/062</p> <p>p36</p>	 <p>Min cab size 600mm</p> <p>ZENDUO 340/180U ZD/3418/U/S/BBL/022</p> <p>p37</p>	 <p>Min cab size 600mm</p> <p>ZENDUO 180/340U ZD/1834/U/S/BBR/024</p> <p>p37</p>
 <p>Min cab size 800mm</p> <p>ZENDUO 550/180U ZD/5518/U/S/BBL/028</p> <p>p38</p>	 <p>Min cab size 800mm</p> <p>ZENDUO 180/550U ZD/1855/U/S/BBR/029</p> <p>p38</p>	 <p>Min cab size 1000mm</p> <p>ZENDUO 700/180U ZD/7018/U/D/S/072</p> <p>p39</p>	 <p>Min cab size 800mm</p> <p>ZENDUO 340/340U ZD/3434/U/S/075</p> <p>p40</p>
 <p>Min cab size 900mm</p> <p>ZENDUO 400/400U ZD/4040/U/S/025</p> <p>p41</p>	 <p>Min cab size 900mm</p> <p>ZENDUO 415/415U DEEP ZD/4141/U/D/S/073</p> <p>p42</p>	 <p>Min cab size 1000mm</p> <p>ZENTRIO 340/180/340U ZT/341834/U/S/115</p> <p>p43</p>	 <p>Min cab size 800mm</p> <p>ZENUNO 675U CURVE ZU/675/U/S/200</p> <p>p44</p>




















<p>ZEN 15</p>  <p>Min cab size 300mm</p> <p>ZENUNO15 200U ZU/20/U15/S/086</p> <p>p46</p>	 <p>Min cab size 400mm</p> <p>ZENUNO15 340U ZU/34/U15/S/087</p> <p>p47</p>	 <p>Min cab size 450mm</p> <p>ZENUNO15 400U ZU/40/U15/S/080</p> <p>p48</p>	 <p>Min cab size 600mm</p> <p>ZENUNO15 500U ZU/50/U15/S/088</p> <p>p49</p>
 <p>Min cab size 600mm</p> <p>ZENUNO15 500U OSW ZU/50/U15/S/OSW/066</p> <p>p50</p>	 <p>Min cab size 600mm</p> <p>ZENUNO15 550U ZU/55/U15/S/081</p> <p>p51</p>	 <p>Min cab size 600mm</p> <p>ZENUNO15 550U DEEP ZU/55/U15/D/S/078</p> <p>p52</p>	 <p>Min cab size 800mm</p> <p>ZENUNO15 700U ZU/70/U15/S/083</p> <p>p53</p>
 <p>Min cab size 800mm</p> <p>ZENUNO15 700U OSW ZU/70/U15/OSW/067</p> <p>p54</p>	 <p>Min cab size 800mm</p> <p>ZENUNO15 700U DEEP ZU/70/U15/D/S/077</p> <p>p55</p>	 <p>Min cab size 600mm</p> <p>ZENDUO15 340/180U ZD/3418/U15/S/BBL/085</p> <p>p56</p>	 <p>Min cab size 600mm</p> <p>ZENDUO15 180/340U ZD/1834/U15/S/BBR/082</p> <p>p56</p>
 <p>Min cab size 900mm</p> <p>ZENDUO15 550/200U ZD/5520/U15/S/BBL/150</p> <p>p57</p>	 <p>Min cab size 900mm</p> <p>ZENDUO15 200/550U ZD/2055/U15/S/BBR/151</p> <p>p57</p>	 <p>Min cab size 900mm</p> <p>ZENDUO15 400/400U ZD/4040/U15/S/084</p> <p>p58</p>	<p>ZEN15 PVD</p>  <p>Min cab size 450mm</p> <p>ZENUNO15 400U - COPPER ZU/40/U15/COP/600</p> <p>p60</p>
 <p>Min cab size 450mm</p> <p>ZENUNO15 400U - GUNMETAL ZU/40/U15/GM/601</p> <p>p60</p>	 <p>Min cab size 600mm</p> <p>ZENDUO15 500U - COPPER ZU/50/U15/COP/602</p> <p>p61</p>	 <p>Min cab size 600mm</p> <p>ZENDUO15 500U - GUNMETAL ZU/50/U15/GM/603</p> <p>p61</p>	 <p>Min cab size 800mm</p> <p>ZENDUO15 700U - COPPER ZU/70/U15/COP/604</p> <p>p62</p>
 <p>Min cab size 800mm</p> <p>ZENDUO15 700U - GUNMETAL ZU/70/U15/GM/605</p> <p>p62</p>	<p>ZEN IF</p>  <p>Min cab size 600mm</p> <p>ZENDUO 310/180 I-F BBL ZD/3118/IF/S/BBL/006</p> <p>p64</p>	 <p>Min cab size 600mm</p> <p>ZENDUO 180/310 I-F BBR ZD/1831/IF/S/BBR/005</p> <p>p64</p>	 <p>Min cab size 500mm</p> <p>ZENUNO 45 I-F DEEP ZU/45/IF/D/S/045</p> <p>p65</p>

 <p>Min cab size 500mm</p> <p>ZENUNO 5 I-F BBL ZU/5/IF/S/BBL/039</p> <p>p66</p>	 <p>Min cab size 500mm</p> <p>ZENUNO 5 I-F BBR ZU/5/IF/S/BBR/026</p> <p>p66</p>	 <p>Min cab size 800mm</p> <p>ZENUNO 70 I-F DEEP BBL ZU/70/IF/D/S/BBL/040</p> <p>p67</p>	 <p>Min cab size 800mm</p> <p>ZENUNO 70 I-F DEEP BBR ZU/70/IF/D/S/BBR/041</p> <p>p67</p>
 <p>Min cab size 600mm</p> <p>ZENDUO 6 I-F BBL ZD/6/IF/S/BBL/038</p> <p>p68</p>	 <p>Min cab size 600mm</p> <p>ZENDUO 6 I-F BBR ZD/6/IF/S/BBR/027</p> <p>p68</p>	<p>ZEN15 IF</p>  <p>Min cab size 450mm</p> <p>ZENUNO15 400 I-F ZU/40/IF/U15/S/089</p> <p>p70</p>	 <p>Min cab size 600mm</p> <p>ZENUNO15 500 I-F ZU/50/IF/U15/S/090</p> <p>p71</p>
 <p>Min cab size 800mm</p> <p>ZENUNO15 700 I-F ZU/70/IF/U15/S/099</p> <p>p72</p>	 <p>Min cab size 500mm</p> <p>ZENUNO15 5 I-F BBL ZU/5/IF/U15/S/BBL/153</p> <p>p73</p>	 <p>Min cab size 500mm</p> <p>ZENUNO15 5 I-F BBR ZU/5/IF/U15/S/BBR/152</p> <p>p73</p>	 <p>Min cab size 600mm</p> <p>ZENUNO15 55 I-F BBL ZU/55/IF/U15/S/BBL/156</p> <p>p74</p>
 <p>Min cab size 600mm</p> <p>ZENUNO15 55 I-F BBR ZU/55/IF/U15/S/BBR/157</p> <p>p74</p>	 <p>Min cab size 600mm</p> <p>ZENDUO15 6 I-F BBL ZD/6/IF/U15/S/BBL/155</p> <p>p75</p>	 <p>Min cab size 600mm</p> <p>ZENDUO15 6 I-F BBR ZD/6/IF/U15/S/BBR/154</p> <p>p75</p>	 <p>Min cab size 800mm</p> <p>ZENDUO15 34/34 IF BBL ZD/3434/IF/U15/S/BBL/158</p> <p>p76</p>
 <p>Min cab size 800mm</p> <p>ZENDUO15 34/34 IF BBR ZD/3434/IF/U15/S/BBR/159</p> <p>p76</p>	<p>ZEN15 XXL</p>  <p>Min cab size 600mm</p> <p>ZENUNO15 550U XXL DEEP ZU/55/U15/D/S/XXL/501</p> <p>p78</p>	 <p>Min cab size 900mm</p> <p>ZENUNO15 750U XXL DEEP ZU/75/U15/D/S/XXL/502</p> <p>p79</p>	 <p>Min cab size 1000mm</p> <p>ZENDUO15 550/340U XXL DEEP ZD/5534/U15/D/S/XXL/503</p> <p>p80</p>
 <p>Min cab size 1000mm</p> <p>ZENDUO15 340/550U XXL DEEP ZD/3455/U15/D/S/XXL/504</p> <p>p80</p>	<p>ACCESSORY TROUGH</p>  <p>ACCESSORY TROUGH 900 AC-CHAN/900/S/201</p> <p>p82</p>	 <p>ACCESSORY TROUGH 1200 AC-CHAN/1200/S/202</p> <p>p83</p>	 <p>TROUGH ACCESSORIES AC-CHAN-PACK/1/2/3</p> <p>p84</p>

<p>LUXSOPLUS</p>  <p>Min cab size 300mm</p> <p>LUXSOPLUSUNO25 160U LPJ/16/U25/S/350</p> <p>p86</p>	 <p>Min cab size 300mm</p> <p>LUXSOPLUSUNO25 180U LPJ/18/U25/S/351</p> <p>p87</p>	 <p>Min cab size 400mm</p> <p>LUXSOPLUSUNO25 340U LPJ/34/U25/S/352</p> <p>p88</p>	 <p>Min cab size 500mm</p> <p>LUXSOPLUSUNO25 450U LPJ/45/U25/S/353</p> <p>p89</p>
 <p>Min cab size 600mm</p> <p>LUXSOPLUSUNO25 500U LPJ/50/U25/S/354</p> <p>p90</p>	 <p>Min cab size 800mm</p> <p>LUXSOPLUSUNO25 700U LPJ/70/U25/S/355</p> <p>p91</p>	 <p>Min cab size 600mm</p> <p>LUXSOPLUSDUO25 340/160U BBL LPD/3416/U25/S/BBL/357</p> <p>p92</p>	 <p>Min cab size 600mm</p> <p>LUXSOPLUSDUO25 160/340U BBR LPD/1634/U25/S/BBR/356</p> <p>p92</p>
 <p>Min cab size 600mm</p> <p>LUXSOPLUSDUO25 340/180U BBL LPD/3418/U25/S/BBL/359</p> <p>p93</p>	 <p>Min cab size 600mm</p> <p>LUXSOPLUSDUO25 180/340U BBR LPD/1834/U25/S/BBR/358</p> <p>p93</p>	 <p>Min cab size 800mm</p> <p>LUXSODUOPLUS25 500/180U BBL LPD/5018/U25/S/BBL/361</p> <p>p94</p>	 <p>Min cab size 800mm</p> <p>LUXSOPLUSDUO25 180/500U BBR LPD/1850/U25/S/BBR/360</p> <p>p94</p>
 <p>Min cab size 800mm</p> <p>LUXSOPLUSDUO25 340/340U LPD/3434/U25/S/362</p> <p>p95</p>	 <p>Min cab size 1000mm</p> <p>LUXSOPLUSDUO25 450/450U LPD/4545/U25/S/363</p> <p>p96</p>	<p>ETRO</p>  <p>Min cab size 300mm</p> <p>ETROUNO 170U EU/17/U/MS/034</p> <p>p98</p>	 <p>Min cab size 400mm</p> <p>ETROUNO 340U EU/34/U/MS/035</p> <p>p99</p>
 <p>Min cab size 450mm</p> <p>ETROUNO 400U EU/40/U/MS/036</p> <p>p100</p>	 <p>Min cab size 600mm</p> <p>ETROUNO 550U EU/55/U/MS/037</p> <p>p101</p>	 <p>Min cab size 600mm</p> <p>ETRODUO 589/450U REV ED/5845/U/MS/REV/031</p> <p>p102</p>	 <p>Min cab size 600mm</p> <p>ETRODUO 589/450U BBL ED/5845/U/MS/BBL/032</p> <p>p102</p>
 <p>Min cab size 600mm</p> <p>ETRODUO 589/450U BBR ED/5845/U/MS/BBR/033</p> <p>p102</p>	 <p>Min cab size 800mm</p> <p>ETRODUO 781/450U BBL ED/7845/U/MS/ BBL/100</p> <p>p103</p>	 <p>Min cab size 800mm</p> <p>ETRODUO 781/450U BBR ED/7845/U/MS/ BBR/101</p> <p>p103</p>	 <p>Min cab size 900mm</p> <p>ETRODUO 535/191U BBL ED/5319/U/MS/BBL/103</p> <p>p104</p>

 <p>Min cab size 900mm</p> <p>ETRODUO 191/535U BBR ED/1953/U/MS/BBR/104</p> <p>104</p>	 <p>Min cab size 800mm</p> <p>ETRODUO 340/340U ED/3434/U/MS/105</p> <p>p105</p>	 <p>Min cab size 1000mm</p> <p>ETROTRIO 960/450U ET/9645/U/MS/102</p> <p>p106</p>	<p>FORZA</p>  <p>Min cab size 600mm</p> <p>FORZADUO 150I BBL FD/150/I/BBL/405</p> <p>p108</p>
 <p>Min cab size 600mm</p> <p>FORZADUO 150I BBR FD/150/I/BBR/406</p> <p>p108</p>	 <p>Min cab size 500mm</p> <p>FORZAUNO 800I BBL FU/80/I/BBL/401</p> <p>p109</p>	 <p>Min cab size 500mm</p> <p>FORZAUNO 800I BBR FU/80/I/BBR/402</p> <p>p109</p>	 <p>Min cab size 600mm</p> <p>FORZAUNO 100I LARGE BBL FU/100/I/S/BBL/LGE/403</p> <p>p110</p>
 <p>Min cab size 600mm</p> <p>FORZAUNO 100I LARGE BBR FU/100/I/S/BBR/LGE/404</p> <p>p110</p>	<p>VELORE</p>  <p>Min cab size 600mm</p> <p>VELOREDUO 100I VD/100/I/P/REV/048</p> <p>p112</p>	 <p>Min cab size 500mm</p> <p>VELOREUNO 860I VU/86/I/P/REV/047</p> <p>p113</p>	 <p>Min cab size 600mm</p> <p>VELOREUNO 100I LARGE VU/100/I/P/REV/LGE/050</p> <p>p114</p>
<p>ETRO CERAMIC</p>  <p>Min cab size 600mm</p> <p>ETRODUO 343/136UC ED/3413/U/C/091-WH</p> <p>p116</p>	<p>PURQUARTZ CAVA</p>  <p>Min cab size 600mm</p> <p>CAVAUNO 469U CU/46/U/PQ/BL/700 - 705</p> <p>p118</p>	 <p>Min cab size 800mm</p> <p>CAVAUNO 720U CU/72/U/PQ/BL/710 - 715</p> <p>p119</p>	 <p>Min cab size 600mm</p> <p>CAVADUO 335/155U CD/3315/U/PQ/REV/BL/720 - 725</p> <p>p120</p>
<p>PURQUARTZ SHARD</p>  <p>Min cab size 600mm</p> <p>SHARDDUO 615I SD/615/I/PQ/REV/BL/800 - 805</p> <p>p122</p>	 <p>Min cab size 600mm</p> <p>SHARDDUO 100I Large SU/100/I/PQ/REV/BL/810 - 815</p> <p>p123</p>	 <p>Min cab size 600mm</p> <p>SHARDDUO 150I SD/150/I/PQ/REV/BL/820 - 825</p> <p>p124</p>	<p>TAPS</p>  <p>Fontaine</p> <p>Chrome FON/01/CH</p> <p>p126</p>
 <p>COURBE</p> <p>Chrome COU/01/CH</p> <p>Copper COU/04/COP</p> <p>Brushed Steel COU/02/BS</p> <p>Gunmetal COU/05/GM</p> <p>p127</p>	 <p>CASCATA</p> <p>Chrome CAS/01/CH</p> <p>Brushed Steel CAS/02/BS</p> <p>p128</p>	 <p>PLUIE</p> <p>Chrome PLU/01/CH</p> <p>Brushed Steel PLU/02/BS</p> <p>p129</p>	 <p>DAVANTI</p> <p>Chrome DAV/01/CH</p> <p>Brushed Steel DAV/02/BS</p> <p>p130</p>

 <p>CURVATO</p> <p>p131</p> <p>Chrome CUR/01/CH</p> <p>Brushed Steel CUR/02/BS</p>	 <p>RUSCELLO</p> <p>p132</p> <p>Chrome RUS/01/CH</p> <p>Brushed Steel RUS/02/BS</p>	 <p>1810XXX</p> <p>p133</p> <p>Chrome SEN/01/CH</p> <p>Brushed Steel SEN/02/BS</p>	 <p>PENDENZA</p> <p>p134</p> <p>Chrome PEN/01/CH</p> <p>Brushed Steel PEN/02/BS</p>
 <p>DAVANTI PULL OUT SPRAY</p> <p>p135</p> <p>Chrome DAV-P/01/CH</p> <p>Brushed Steel DAV-P/02/BS</p>	 <p>GRANDE</p> <p>p136</p> <p>Chrome GRA/01/CH</p> <p>Brushed Steel GRA/02/BS</p>	 <p>VERSARE</p> <p>p137</p> <p>Chrome VER/01/CH</p> <p>Brushed Steel VER/02/BS</p>	 <p>NOVANTA</p> <p>p138</p> <p>Chrome NOV/01/CH</p> <p>Brushed Steel NOV/02/BS</p>
 <p>AERO</p> <p>p139</p> <p>Chrome AER/01/CH</p> <p>Brushed Steel AER/02/BS</p> <p>Chrome AER/04CH</p>	 <p>SPRUZZO</p> <p>p140</p> <p>Chrome SPR/01/CH</p> <p>Brushed Steel SPR/02/BS</p>	 <p>SPIRALE</p> <p>p141</p> <p>Chrome SPI/01/CH</p> <p>Copper SPI/04/COP</p> <p>Brushed Steel SPI/02/BS</p> <p>Gunmetal SPI/05/GM</p>	 <p>CURVATO TRIO</p> <p>p144</p> <p>Chrome CUR/01/CH-TRIO</p> <p>Brushed Steel CUR/02/BS-TRIO</p>
<p>PURQUARTZ TAPS</p>  <p>1810 XXX</p> <p>purquartz</p> <p>p146</p> <p>SEN/01/CH/PQ-BL</p> <p>SEN/01/CH/PQ-GR</p> <p>SEN/01/CH/PQ-CO</p> <p>SEN/01/CH/PQ-CH</p> <p>SEN/01/CH/PQ-WH</p> <p>SEN/01/CH/PQ-MO</p>	 <p>COURBE DUO</p> <p>purquartz</p> <p>p147</p> <p>COU-DUO/01/CH/PQ-BL</p>	 <p>COURBE DUO</p> <p>purquartz</p> <p>p148</p> <p>COU-DUO/01/CH/PQ-WH</p>	 <p>COURBE CHROME</p> <p>purquartz</p> <p>p149</p> <p>COU/01/CH/PQ-BL</p> <p>COU/01/CH/PQ-GR</p> <p>COU/01/CH/PQ-CO</p> <p>COU/01/CH/PQ-CH</p> <p>COU/01/CH/PQ-WH</p> <p>COU/01/CH/PQ-MO</p>
 <p>COURBE COPPER</p> <p>purquartz</p> <p>p150</p> <p>COU/04/COP/PQ-BL</p> <p>COU/04/COP/PQ-GR</p> <p>COU/04/COP/PQ-CO</p> <p>COU/04/COP/PQ-CH</p> <p>COU/04/COP/PQ-WH</p> <p>COU/04/COP/PQ-MO</p>	 <p>CASCATA CHROME</p> <p>purquartz</p> <p>p151</p> <p>CAS/01/CH/PQ-BL</p> <p>CAS/01/CH/PQ-GR</p> <p>CAS/01/CH/PQ-CO</p> <p>CAS/01/CH/PQ-CH</p> <p>CAS/01/CH/PQ-WH</p> <p>CAS/01/CH/PQ-MO</p>	 <p>CASCATA COPPER</p> <p>purquartz</p> <p>p152</p> <p>CAS/04/COP/PQ-BL</p> <p>CAS/04/COP/PQ-GR</p> <p>CAS/04/COP/PQ-CO</p> <p>CAS/04/COP/PQ-CH</p> <p>CAS/04/COP/PQ-WH</p> <p>CAS/04/COP/PQ-MO</p>	<p>QFIT TAPS</p>  <p>QFIT</p> <p>COURBE</p> <p>p155</p> <p>Chrome COU/QFIT/01/CH</p> <p>Brushed Steel COU/QFIT/02/BS</p>
 <p>QFIT</p> <p>CASCATA</p> <p>p156</p> <p>Chrome CAS/QFIT/01/CH</p> <p>Brushed Steel CAS/QFIT/02/BS</p>	 <p>WASTE BIN Model WSB 30 LITRE</p> <p>p157</p> <p>1810 Code WSB/30/3X10/099</p>	 <p>WASTE BIN Model WSB 40 LITRE</p> <p>p158</p> <p>1810 Code WSB/40/1x20-2x10/098</p>	 <p>CURVATO TRIO REPLACEMENT FILTER</p> <p>AC-FILTER</p>

 <p>ZEN COLANDER STAINLESS STEEL</p> <p>AC-ZEN-COL-SS</p>	 <p>ZEN COLANDER COPPER</p> <p>AC-ZEN-COL-COP</p>	 <p>ZEN COLANDER GUNMETAL</p> <p>AC-ZEN-COL-GM</p>	 <p>ZEN COLANDER</p> <p>AC-ZEN-CS</p>
 <p>ZEN GLASS CHOPPING BOARD</p> <p>AC-ZEN-GCB</p>	 <p>STEEL BASKET/ETRO/ VELORE</p> <p>AC-UNI-SWB</p>	 <p>BASKET STRAINER - WASTE PLUG</p> <p>AC-BSW-PLUG</p>	 <p>WASTE TIDY STAINLESS STEEL</p> <p>AC-UNI-TIDY-SS</p>
 <p>BASKET STRAINER WASTE WITH O-FLOW</p> <p>AC-BSW-O</p>	 <p>BASKET STRAINER WASTE O-FLOW-FOR SOLID SURFACE</p> <p>AC-BSW-O-SOS</p>	 <p>MINI-BASKET STRAINER WASTE FOR SOLID SURFACE</p> <p>AC-BSW-MINI-SOS</p>	 <p>GOLD BASKET STRAINER WASTE WITH OVERFLOW FOR SOLID SURFACE</p> <p>AC-BSW-O-SOS-GLD</p>
 <p>GOLD MINI BASKET STRAINER WASTE FOR SOLID SURFACE</p> <p>AC-BSW-MINI-SOS-GLD</p>	 <p>POP-UP BASKET STRAINER WASTE CHROME</p> <p>AC-BSW-PU</p>	 <p>BASKET STRAINER WASTE WITH O-FLOW - COPPER</p> <p>AC-BSW-COP</p>	 <p>WASTE KIT WITH OVERFLOW AND LOZENGE - COPPER</p> <p>AC-BSW-PACK1-COP</p>
 <p>WASTE KIT FOR CERAMIC SINK - COPPER</p> <p>AC-BSW-PACK2-COP</p>	 <p>WASTE KIT WITH O-FLOW - PVD COPPER</p> <p>AC-BSW-PACK1-PVD-COP</p>	 <p>WASTE KIT WITH O-FLOW - PVD GUNMETAL</p> <p>AC-BSW-PACK1-PVD-GM</p>	 <p>MAXIMISER PLUMBING KIT</p> <p>MPK1-2</p>
 <p>MOBILE DRAINER FOR MODELS ZD/1831/IF/BBR & ZD/3118/IF/BBL</p> <p>AC-ZEN-IF-MD</p>	 <p>MOBILE DRAINER LARGE</p> <p>AC-ZEN-LGE-MD</p>	 <p>MOBILE DRAINER MEDIUM</p> <p>AC-ZEN-MDM-MD</p>	 <p>MOBILE DRAINER MEDIUM FOR TOP MOUNT</p> <p>AC-ZEN-MDM-MD/TOP</p>



Visit our website

For the latest news, technical advice and information.

www.the1810company.co.uk



Errors and Omissions.

Although every precaution is taken with the content of this brochure, errors can occur. If you find an error, please contact us at sales@the1810company.co.uk

BASE UNIT SIZE GUIDE			
AXIX RANGE / STAINLESS STEEL / COPPER / GUNMETAL	MIN CAB SIZE (MM)	ZEN15 XXL RANGE / STAINLESS STEEL	MIN CAB SIZE (MM)
AXIXUNO 190U	300	ZENUNO15 550U XXL DEEP	600
AXIXUNO 450U	500	ZENUNO15 750U XXL DEEP	900
AXIXUNO 500U	600	ZENUNO15 550/340U XXL DEEP	1000
AXIXUNO 700U	800		
AXIXUNO SET A	600	LUXSOPLUS / STAINLESS STEEL	
AXIXUNO SET B	600	LUXSOPLUSUNO25 160U	300
		LUXSOPLUSUNO25 180U	300
		LUXSOPLUSUNO25 340U	400
		LUXSOPLUSUNO25 450U	500
		LUXSOPLUSUNO25 500U	600
		LUXSOPLUSUNO25 700U	800
		LUXSOPLUSDUO25 340/160U BBL	600
		LUXSOPLUSDUO25 160/340U BBR	600
		LUXSOPLUSDUO25 340/180U BBL	600
		LUXSOPLUSDUO25 180/340U BBR	600
		LUXSOPLUSDUO25 500/180U BBL	800
		LUXSOPLUSDUO25 180/500U BBR	800
		LUXSOPLUSDUO25 340/340U	800
		LUXSOPLUSDUO25 450/450U	1000
ZEN RANGE / STAINLESS STEEL		ETRO RANGE / STAINLESS STEEL	
ZENUNO 180U	300	ETROUNO 170U	300
ZENUNO 340U / 340U DEEP	400	ETROUNO 340U	400
ZENUNO 400U / 400U DEEP	450	ETROUNO 400U	450
ZENUNO 450U	500	ETROUNO 550U	600
ZENUNO 500U / 500 OSW / 500U DEEP	600	ETRODUO 589/450U REV + BBL + BBR	600
ZENUNO 700U / 700U OSW	800	ETRODUO 781/450U BBL + BBR	800
ZENDUO 340/180U + 180/340U	600	ETRODUO 535/191U BBL + 191/535U BBR	900
ZENDUO 550/180U + 180/550U	800	ETRODUO 340/340U	800
ZENDUO 700/180U GRANDE DEEP	1000	ETROTrio 960/450U	1000
ZENDUO 340/340U	800		
ZENDUO 400/400U	900	FORZA RANGE / STAINLESS STEEL	
ZENDUO 415/415U DEEP	900	FORZADUO 150i BBL + BBR	600
ZENTRIO 340/180/340U	1000	FORZAUNO 800i BBL + BBR	500
ZENUNO 675U CURVE	800	FORZAUNO 100i BBL + BBR	600
ZEN 15 RANGE / STAINLESS STEEL		VELORE RANGE / STAINLESS STEEL	
ZENUNO15 200U	300	VELOREDUO 100i	600
ZENUNO15 340U	400	VELOREUNO 860i	500
ZENUNO15 400U	450	VELOREUNO 100i LARGE	600
ZENUNO15 500U / 500 OSW	600		
ZENUNO15 550U / 550U DEEP	800	ETRO RANGE / CERAMIC	
ZENUNO15 700U / 700U OSW / 700U DEEP	600	ETRODUO 343/136UC	600
ZENDUO15 340/180U + 15 180/340U	600		
ZENDUO15 550/200U + 15 200/550U	900	CAVA / PURQUARTZ	
ZENDUO15 400/400U	900	CAVAUNO 469U	600
		CAVAUNO 720U	800
		CAVADUO 355/155U	600
ZEN15 PVD RANGE / COPPER / GUNMETAL		SHARD / PURQUARTZ	
ZENUNO15 400U - COPPER / GUNMETAL	450	SHARDDUO 615i	600
ZENUNO15 500U - COPPER / GUNMETAL	600	SHARDUNO 100i Large	600
ZENUNO15 700U - COPPER / GUNMETAL	800	SHARDDUO 150i	600
ZEN I-F RANGE / STAINLESS STEEL			
ZENDUO 180/310 I-F BBR + 310/180I-F BBL	600		
ZENUNO 45 I-F	500		
ZENUNO 5 I-F BBL + BBR	500		
ZENUNO 70 I-F BBL + BBR	800		
ZENDUO 6 I-F BBL + BBR	600		
ZEN15 I-F RANGE / STAINLESS STEEL			
ZENUNO15 400 I-F	450		
ZENUNO15 500 I-F	600		
ZENUNO15 700 I-F	800		
ZENUNO15 5 I-F BBL + BBR	500		
ZENUNO15 55 I-F BBL + BBR	600		
ZENDUO15 6 I-F BBL + BBR	600		
ZENDUO15 34/34 IF BBL + BBR	800		

Care & Cleaning

General care of The 1810 Company stainless steel sink and tap

Sinks

Discolouration and most marks on stainless steel are caused by water-borne deposits clinging to its surface. They are always the result of an outside source rather than coming from the steel itself. Such stains are often seen as a “rainbow-effect” and can be avoided completely by removing wet cleaning aids (cloths, containers etc.) from the sink after use so as to avoid watermarking and rust stains. One of the best ways to care for the sink is to clean it with a product called ‘Quean Clean’ (available from www.queanclean.co.uk) which can be used as required. It will also remove grease and limescale. It is helpful to dry the sink thoroughly after cleaning.

Avoid:

- (a) the use of plastic bowls for washing up, as these cause heavy localised scratching;
- (b) leaving salt, vinegar, citric fruit juices, mustard or pickles on the surface for any length of time as they can cause corrosion;
- (c) abrasive cleaners such as bleach, scourers or wire woolpads.

Taps

Care needs to be taken not to damage the tap finish – cleaning should be gentle with a rinsed soft mild soapy cloth only. If limescale is a problem around the nozzle then gentle use of a small brush with some lemon juice will help alleviate the problem –taking care to rinse away any remaining lemon juice from the tap.

Scratching – stainless steel

The surface scratches which appear on stainless steel sinks rarely have any appreciable depth and will become less noticeable with age. A stainless steel sink will develop a patina with time and will look better a year after installation than during the first few months of use due to the fact that the scratching will have evened out. All sinks manufactured in stainless steel perform in exactly the same way in this respect be they manufactured by The 1810 Company or a competitor. We recommend the use of ‘Quean Clean’ which when used regularly will assist in maintaining your sink.

We would point out that the use of a plastic washing up bowl will over time cause the development of regular abrasion marks over the sink’s surface. Inox Cream – for use on stainless steel to be used after ‘Quean Clean’. To use the Inox Cream, apply with a damp cloth (like a J-Cloth) using circular motions, allow to dry (to a white powder), then buff off with kitchen roll. The Inox Cream forms a waterproof layer on your sink, which helps the water drain off easier.

Rust Spots – stainless steel

The 1810 Company are extremely stringent in the quality and standards required from the steel suppliers. The material used is high quality stainless steel which is metallurgically incapable of rusting or corroding in normal household conditions.

It can, however, harbour ferrous particles from the water supply and these often occur with newer installations when the pipework is disturbed, or from ‘wire’ scouring pads or utensils. These filings get deposited and cling to the sink surface and unless removed will rust.

In this instance we would recommend that the sink is cleaned thoroughly using ‘Quean Clean’. This should be sprinkled onto the sink and scrubbed into a paste with a stiff nylon nailbrush (NB simply using a nylon washing up brush is not sufficient as the product needs to be worked into the ‘valleys’ of the texture of the sink), which should be left on the sink for at least thirty minutes before thoroughly rinsing off.

We would point out that unless the particles are completely removed they will return. It is therefore very important that after cleaning the sink, it is dried thoroughly.

This process needs to continue at least daily for a period of 7 to 10 days until the problem disappears. The problem is sometimes particularly obstinate to remove and it may take several attempts to restore the sink to its pristine condition.

Care & Cleaning of your CERAMICA | PURO Sink

Cleaning

Your new 1810 company Ceramic Sink is a high quality product, and has an impervious surface that is resistant to most household cleaning products and chemicals. Our products are carefully tested to be sure they perform to the highest standards. Please use a damp clean cloth for general cleaning. Should you need to remove grease, soap and water marks, a proprietary bathroom cleaner should be used. Please be sure that the products are non abrasive, as they will dull the gloss surface of the product if used. Using a diluted bleach solution twice weekly applied with a sponge or soft cloth, then rinsed thoroughly with lots of water, will maintain the surface shine and keep your sink hygienically clean. (NB: Care should always be taken when using bleach, please read manufacturers instructions for use.) Tougher limescale deposits can usually be removed using household vinegar or similar vinegar solutions. Care should be taken when using substances containing fluoride. Always ensure that any deposits are removed immediately before they can cause damage to the sinks surface. Any stubborn marks on the surface can be removed by liquid or cream bathroom cleaner, but marks such as those caused by iron or aluminium saucepans or similar objects can be removed using specialist cleaning products such as ‘Astonish Oven and Cookware Cleaner’ which is available from most supermarkets or online at ‘www.astonishcleaners.com’.

Care

Your new sink has a glazed ceramic surface, which although very strong, can be damaged by sharp metallic objects such as cutlery. Special care must be taken not to drop metal objects onto the surface of your sink.

Care & Cleaning of your purquartz Sink

Daily cleaning may be done with any non-abrasive cleaner. After every use, rinse and wipe the sink dry with a clean, soft cloth to eliminate any water spots or soap film build-ups. REMOVING STAINS AND MINOR SCUFF MARKS: Normal Stains - for stains, please use a mild abrasive cleanser, along with a soft scouring pad. Stubborn Stains - A solution of 50% bleach, 50% water should only be used for tough, stubborn stains. Let the solution sit in the bottom of the sink for one hour; then scrub. Rinse well. LUSTRE: Mineral oil applied with a damp cloth can be used to restore the lustre. MISCELLANEOUS: To remove Calcium Deposits (a white ring around the bottom of your sink) use a lime scale cleaner. To remove adhesive labels: use Acetone (nail polish remover). WHAT NOT TO USE: (1) Do not use any abrasive cleaning agents or scrub pads, such as Steel wool (2) Straight bleach (3) Commercial alkalis, such as ammonia and/or caustic solutions (4) Drain blocking chemicals that involve filling the sink with water Note: Always test any stain removers in a small, non-visible location

Care & Cleaning of your PVD sink

We would advise that the sink is cleaned after each use with soapy water. To dry, use a soft cloth or sponge. This will help prevent water spotting and mineral build-up on the surface of the sink.

- (1) Never use steel wool in or on the sink (as it may leave steel deposits on the sink, which can cause rust)
- (2) Avoid all abrasive and aggressive chemicals.
- (3) Avoid using harsh chemicals or bleaches.
- (4) Avoid prolonged contact with ordinary steel containers (eg. Tin cans) as it may rust and stain the sink
- (5) Avoid prolonged exposures to acids from fruits, fruit juices, salts, tea bags etc, as these may leave stains
- (6) Avoid leaving liquid soaps, hand sanitizing liquids etc on the surface, as these may leave stains.

Warranty Information

The 1810 Company products feature the highest degree of technology, quality and design. As a result, we are proud to offer the following warranty.

Sinks

The 1810 Company warrants its sinks to be free of manufacturing defects in material and workmanship under normal residential usage for 75 years.


Taps

All taps installed in a private residence carry a 5 year warranty on all mechanical parts to be free of manufacturing defects in material and workmanship under normal usage. All finishes carry a 5 year warranty.

General

In the event of a warranty claim the owner will be required to provide proof of purchase in the form of a sales receipt. This warranty covers all components which make the product operational. The 1810 Company, at its option, may repair or replace the product or components necessary to restore the product to good working condition. The 1810 Company reserves the right to inspect the installation prior to the actual replacement of the product or component part.

This warranty does not cover misuse or abuse, accidental damages, scuffs or scratches, improper installation, abnormal usage, negligence or damage caused by improper maintenance or cleaning. Normal wear of parts is excluded from the warranty. Damage caused by impurities or acts beyond our control are not covered. Any product or part which has been repaired or altered in any manner outside of The 1810 Company’s factory, unless previously authorised in writing by The 1810 Company, will void warranty. Any replacement excludes transportation and any labour re-installation costs.



SA37207 / Product Range 2018/19_v12
Design by weareable.uk.com



Units 14-16 Bromfield Industrial Estate
Queens Lane Mold CH7 1JR

t. +44 (0) 1978 660 770
f. +44 (0) 1978 660 771

e. sales@the1810company.co.uk
w. www.the1810company.co.uk